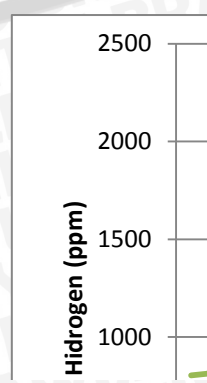




Lampiran 1B. Data Produksi Hidrogen Pada Temperatur 250°C

Waktu (detik)	Produksi H2 (ppm)		
	Jumlah Tahapan Katalis		
	1 Tahapan	2 Tahapan	3 Tahapan
10	567	639.73	803.36
20	575.91	757.91	812.45
30	589.73	776.09	830.64
40	621.55	785.18	839.73
50	648.82	794.27	848.82
60	667	803.36	867
70	694.5	812.45	885.18
80	727.64	830.64	912.45
90	787.18	839.73	930.64
100	776.09	848.82	957.91
110	794.27	867	976.09
120	821.55	885.18	976.09
130	857.91	912.45	976.09
140	867	930.64	976.09
150	921.55	957.91	985.18
160	948.82	976.09	1003.36
170	957.91	976.09	1021.55
180	985.18	976.09	1030.64
190	994.27	976.09	1030.64
200	1012.45	985.18	1039.73
210	1030.64	1003.36	1048.82
220	1057.91	1021.55	1057.91
230	1048.82	1030.64	1067
240	1076.09	1030.64	1067
250	1076.09	1039.73	1076.09
260	1085.18	1048.82	1085.18
270	1085.18	1057.91	1094.27
280	1103.6	1067	1094.27
290	1127.91	1067	1085.18
300	1132.87	1076.09	1085.18
310	1132.87	1085.18	1085.18
320	1132.87	1094.27	1085.18
330	1132.87	1094.27	1121.55
340	1132.87	1085.18	1203.36
350	1132.87	1085.18	1230.64
360	1132.87	1085.18	1257.91
370	1154.76	1085.18	1294.27
380	1203.6	1121.55	1503.36
390	1127.18	1203.36	1539.73
400	1248.82	1230.64	1557.91
410	1203.36	1257.91	1594.27
420	1348.82	1294.27	1612.45
430	1376.09	1503.36	1739.73



440	1485.18	1539.73	1848.82
450	1530.64	1557.91	1867
460	1348.82	1594.27	1721.55
470	1376.09	1612.45	1767
480	1485.18	1739.73	1903.36
490	1530.64	1848.82	1957.91
500	1536.73	1867	1976.09
	<b>1536.73</b>	<b>1867</b>	<b>1976.09</b>

