

Lampiran 3

TwoStep Cluster

Cluster Distribution

	N	% of Combined	% of Total
Cluster 1	30	30.0%	29.7%
Cluster 2	19	19.0%	18.8%
Cluster 3	35	35.0%	34.7%
Cluster 4	16	16.0%	15.8%
Combined	100	100.0%	99.0%
Excluded Cases	1		1.0%
Total	101		100.0%
Excluded Cases			
Total			

Cluster Profiles

Frequencies

Waktu mengunjungi

	Hari biasa		Akhir pekan/Minggu
	Frequency	Percent	Frequency
	Cluster 1	5	35.7%
Cluster 2	2	14.3%	11
Cluster 3	0	.0%	30
Cluster 4	7	50.0%	4
Combined	14	100.0%	58

Waktu mengunjungi

	Akhir pekan/Minggu	Hari libur nasional		Liburan sekolah	
	Percent	Frequency	Percent	Frequency	Percent
	Cluster 1	22.4%	4	44.4%	8
Cluster 2	19.0%	2	22.2%	4	21.1%
Cluster 3	51.7%	3	33.3%	2	10.5%
Cluster 4	6.9%	0	.0%	5	26.3%
Combined	100.0%	9	100.0%	19	100.0%

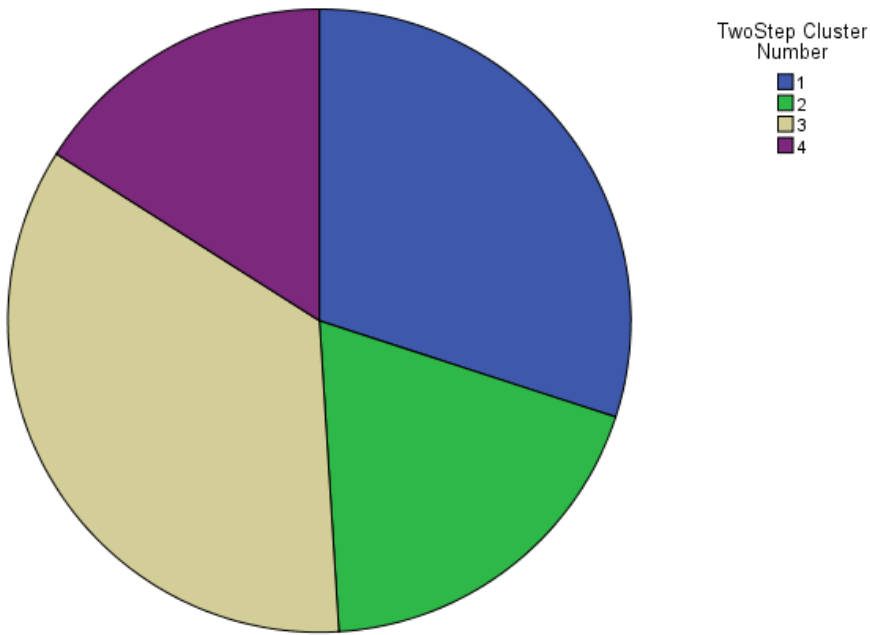
Jumlah rombongan

	Perorangan		Keluarga		Rombongan	
	Frequency	Percent	Frequency	Percent	Frequency	Percent
Cluster 1	0	.0%	0	.0%	30	56.6%
Cluster 2	0	.0%	19	51.4%	0	.0%
Cluster 3	0	.0%	18	48.6%	17	32.1%
Cluster 4	10	100.0%	0	.0%	6	11.3%
Combined	10	100.0%	37	100.0%	53	100.0%

Alamat asal

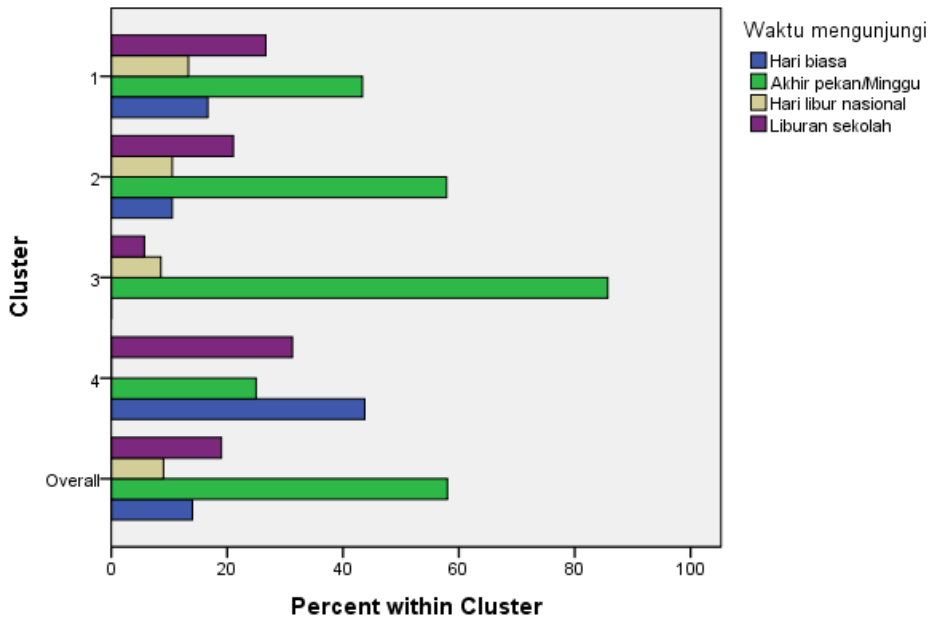
	Kabupaten Mojokerto		Kota Mojokerto		Luar Kabupaten Mojokerto dan luar Kota Mojokerto di Jawa Timur	
	Frequency	Percent	Frequency	Percent	Frequency	Percent
Cluster 1	0	.0%	0	.0%	30	58.8%
Cluster 2	0	.0%	1	9.1%	18	35.3%
Cluster 3	25	65.8%	10	90.9%	0	.0%
Cluster 4	13	34.2%	0	.0%	3	5.9%
Combined	38	100.0%	11	100.0%	51	100.0%

Cluster Size

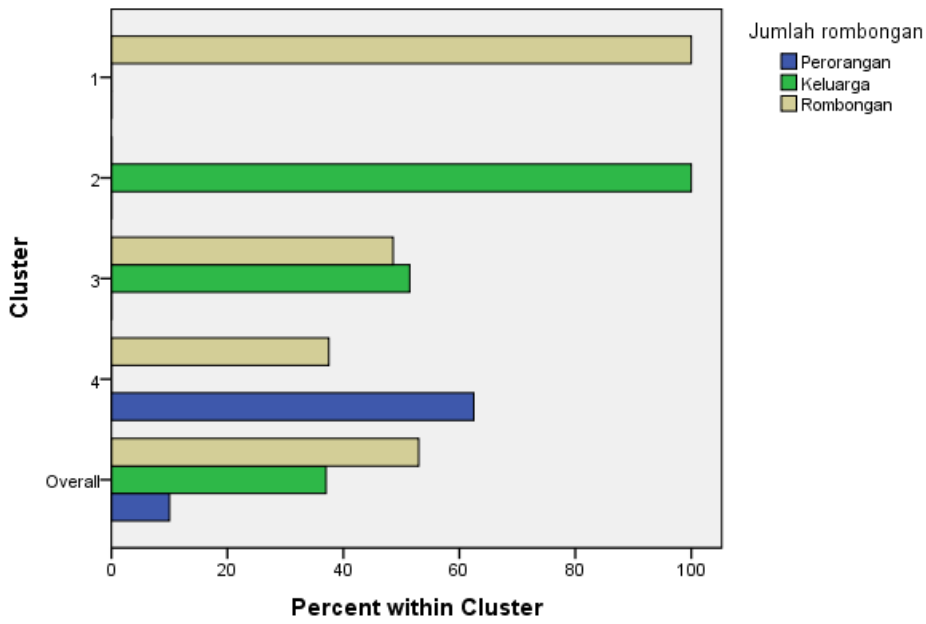


Within Cluster Percentage

Within Cluster Percentage of Waktu mengunjungi



Within Cluster Percentage of Jumlah rombongan



Within Cluster Percentage of Alamat asal

