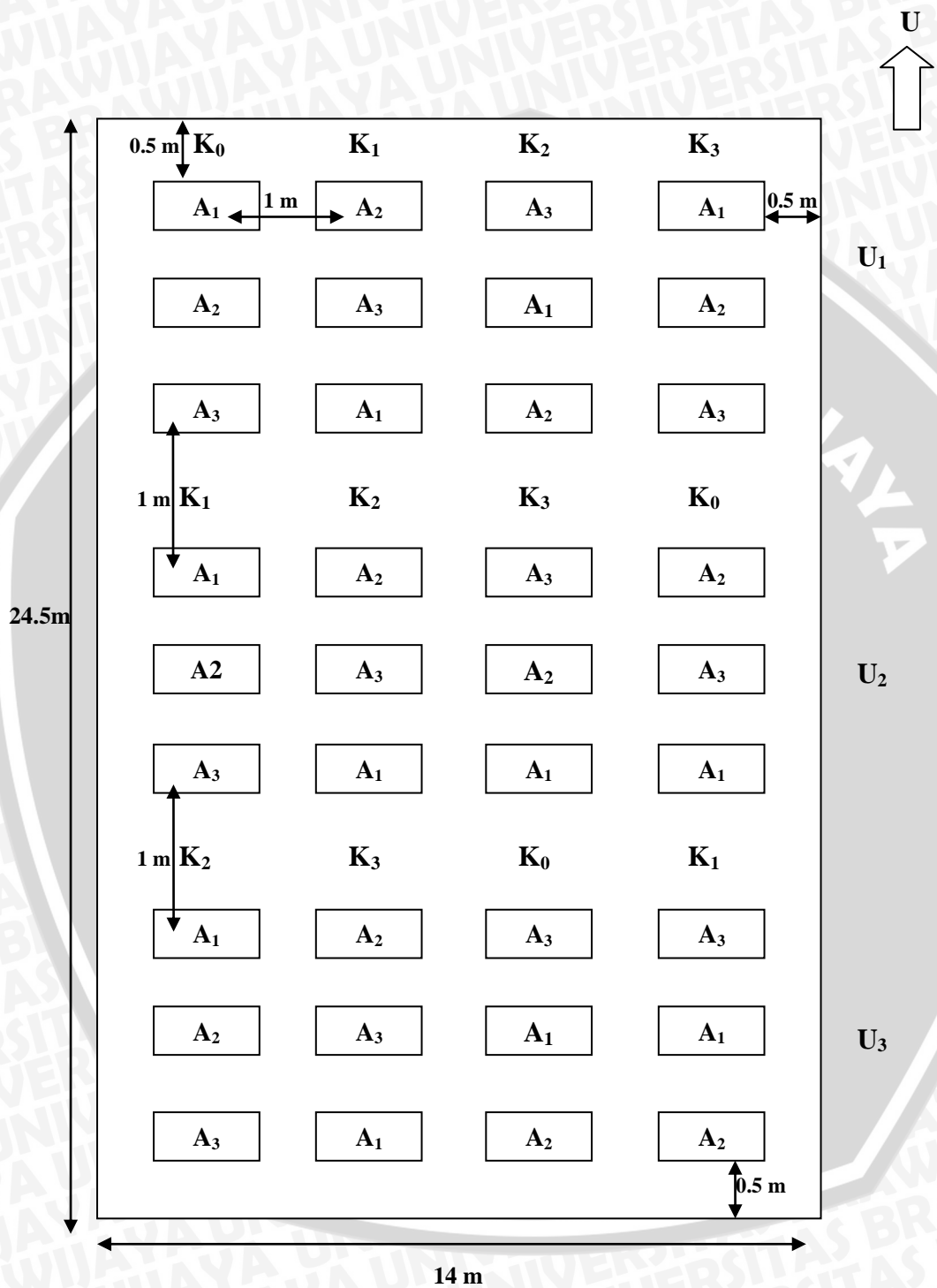
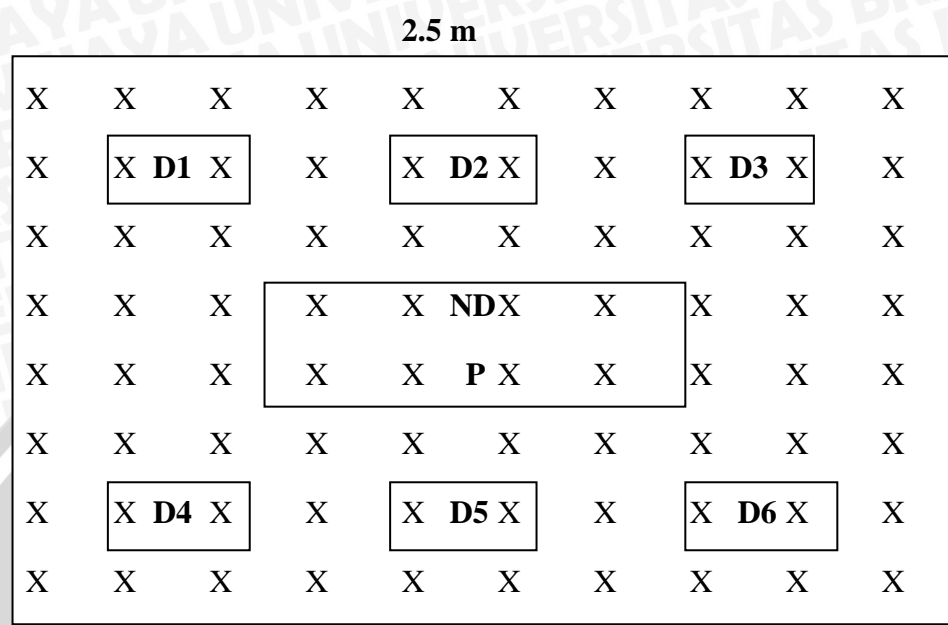


Lampiran 1 : Denah Percobaan



Lampiran 2 : Denah Pengambilan Sampel



Keterangan :

D1, D2, D3, D4, D5, D6 = pengamatan destruktif

ND = pengamatan non destruktif

P = pengamatan panen

### Lampiran 3 : Deskripsi Varietas Padi Cibogo

|                    |  |
|--------------------|--|
| Nama Varietas      | : Cibogo   |
| Katagori           | : Cere   |
| Tahun              | : 2003   |
| Tetua              | : S487B-75/2*IR19661-131-3-1//2*IR64   |
| Rataan Hasil       | : 8,1 t/ha   |
| Potensi Hasil      | : 7,0 t/ha   |
| Karakter Khusus    | : Rendemen giling dan rendemen beras kepala lebih tinggi daripada IR64   |
| Pemulia            | : Z.A. Simanullang, Aan A. Daradjat, Sukarno Roesmarkam, Suyamto, Kasijadi, Suwono, Susiati, Juli Astuti dan Suaeb |
| Nomor seleksi      | : S3382-2D-PN-16-3-KP-1  |
| Umur tanaman       | : 115 – 120 hari   |
| Bentuk tanaman     | : Tegak  |
| Tinggi tanaman     | : 100 -120 cm  |
| Anakan produktif   | : 12 – 19 batang   |
| Warna kaki         | : Hijau tua  |
| Warna batang       | : Hijau muda   |
| Warna telinga daun | : Tidak berwarna   |
| Warna lidah daun   | : Tidak berwarna   |
| Warna daun         | : Hijau  |
| Muka daun          | : Kasar pada bagian permukaan sebelah bawah  |
| Posisi daun        | : Tegak (lebih tegak dari Konawe)  |
| Daun bendera       | : Tegak panjang (menutup malai)  |
| Bentuk gabah       | : Panjang ramping  |

|                             |   |
|-----------------------------|---|
| Warna gabah                 | : Kuning bersih   |
| Kerontokan                  | : Agak tahan  |
| Kerebahan                   | : Sedang  |
| Tekstur nasi                | : Pulen   |
| Kadar amilosa               | : 24 %  |
| Bobot 1000 butir            | : 28 g  |
| Ketahanan terhadap hama     | : Tahan wereng coklat biotipe 2, agak tahan wereng coklat biotipe 3   |
| Ketahanan terhadap penyakit | : Agak tahan terhadap hawar daun bakteri strain IV, rentan terhadap penyakit tungro   |
| Anjuran tanam               | : Baik ditanam pada lahan sawah sampai 800 meter di atas permukaan laut yang tidak endemik hama wereng coklat dan penyakit virus tungro |
| Institusi pengusul          | : BALITPA, BPTP JATIM, BTPH JATIM, BPSB JATIM dan DINAS PERTANIAN TPH JATIM   |

**Lampiran 4 : Perhitungan Pupuk**

Luas lahan efektif =  $8750 \text{ m}^2$

Jarak tanam =  $0,25 \text{ m} \times 0,25 \text{ m}$

Populasi tanaman/ha = 140.000

- Kebutuhan Pupuk Anorganik

1. Kebutuhan Pupuk 250 kg/ha Urea  
= 1,78 gram/tanaman  
Kebutuhan per petak =  $1,78 \times 80 = 142,4 \text{ gram}$
2. Kebutuhan Pupuk 212,5 kg/ha Urea  
= 1,51 gram/tanaman  
Kebutuhan per petak =  $1,51 \times 80 = 121,4 \text{ gram}$
3. Kebutuhan Pupuk 175 kg/ha Urea  
= 1,25 gram/tanaman  
Kebutuhan per petak =  $1,25 \times 80 = 100 \text{ gram}$
4. Kebutuhan Pupuk 150 kg/ha  $\text{SP}_{36}$   
= 1,78 gram/tanaman  
Kebutuhan per petak =  $1,071 \times 80 = 85,68 \text{ gram}$
5. Kebutuhan Pupuk 127,5 kg/ha  $\text{SP}_{36}$   
= 0,91 gram/tanaman  
Kebutuhan per petak =  $0,91 \times 80 = 72,85 \text{ gram}$
6. Kebutuhan Pupuk 105 kg/ha  $\text{SP}_{36}$   
= 0,75 gram/tanaman  
Kebutuhan per petak =  $0,75 \times 80 = 60 \text{ gram}$
7. Kebutuhan Pupuk 100 kg/ha KCl  
= 0,714 gram/tanaman  
Kebutuhan per petak =  $0,714 \times 80 = 57,14 \text{ gram}$

8. Kebutuhan Pupuk 85 kg/ha KCl  
= 0,607gram/tanaman  
Kebutuhan per petak =  $0,607 \times 80 = 48,56$  gram

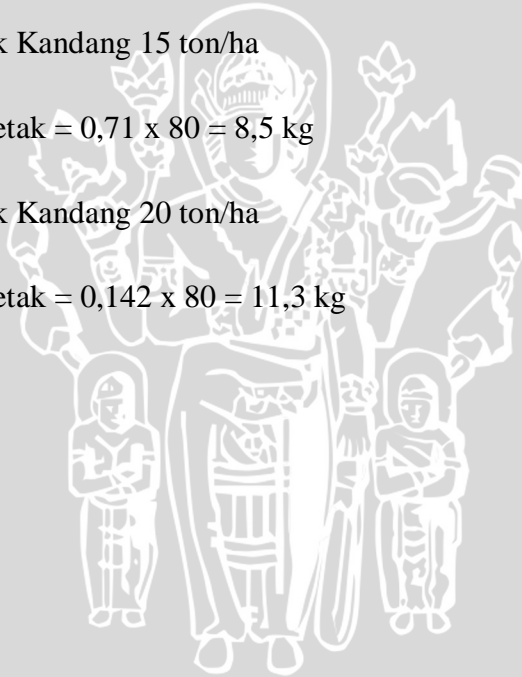
9. Kebutuhan Pupuk 70 kg/ha KCl  
= 0,5 gram/tanaman  
Kebutuhan per petak =  $0,5 \times 80 = 40$  gram

- Kebutuhan Pupuk Kandang

1. Kebutuhan Pupuk Kandang 10 ton/ha  
= 0,071 kg  
Kebutuhan per petak =  $0,71 \times 80 = 5,68$  kg

2. Kebutuhan Pupuk Kandang 15 ton/ha  
= 0,107 kg  
Kebutuhan per petak =  $0,71 \times 80 = 8,5$  kg

3. Kebutuhan Pupuk Kandang 20 ton/ha  
= 0,142 kg  
Kebutuhan per petak =  $0,142 \times 80 = 11,3$  kg



### Lampiran 5. Hasil analisis ragam perhitungan tinggi tanaman

#### a. Tabel analisis ragam tinggi tanaman pada umur 30 HST

| SK            | DB | JK    | KT   | FHIT |    | FTAB |      |
|---------------|----|-------|------|------|----|------|------|
|               |    |       |      |      |    | 5%   | 1%   |
| ULANGAN       | 2  | 2,70  | 1,35 | 1,80 |    |      |      |
| Kandang (K)   | 3  | 3,80  | 1,27 | 1,68 | TN | 4,76 | 9,78 |
| GALAT (a)     | 6  | 4,52  | 0,75 |      |    |      |      |
| Anorganik (A) | 2  | 0,13  | 0,07 | 0,38 | TN | 3,63 | 6,23 |
| KxA           | 6  | 1,71  | 0,28 | 1,62 | TN | 2,74 | 4,20 |
| Galat (b)     | 16 | 2,80  | 0,17 |      |    |      |      |
| Total         | 35 | 15,65 |      |      |    |      |      |

#### b. Tabel analisis ragam tinggi tanaman pada umur 45 HST

| SK            | DB | JK    | KT   | FHIT |    | FTAB |      |
|---------------|----|-------|------|------|----|------|------|
|               |    |       |      |      |    | 5%   | 1%   |
| ULANGAN       | 2  | 6,17  | 3,09 | 3,92 |    |      |      |
| Kandang (K)   | 3  | 17,27 | 5,76 | 7,31 | *  | 4,76 | 9,78 |
| GALAT (a)     | 6  | 4,72  | 0,79 |      |    |      |      |
| Anorganik (A) | 2  | 1,12  | 0,56 | 0,93 | TN | 3,63 | 6,23 |
| KxA           | 6  | 10,20 | 1,70 | 2,84 | *  | 2,74 | 4,20 |
| Galat (b)     | 16 | 9,58  | 0,60 |      |    |      |      |
| Total         | 35 | 49,07 |      |      |    |      |      |

#### c. Tabel analisis ragam tinggi tanaman pada umur 60 HST

| SK            | DB | JK     | KT   | FHIT |    | FTAB |      |
|---------------|----|--------|------|------|----|------|------|
|               |    |        |      |      |    | 5%   | 1%   |
| ULANGAN       | 2  | 19,87  | 9,94 | 5,78 |    |      |      |
| Kandang (K)   | 3  | 22,83  | 7,61 | 4,43 | TN | 4,76 | 9,78 |
| GALAT (a)     | 6  | 10,31  | 1,72 |      |    |      | 2    |
| Anorganik (A) | 2  | 11,06  | 5,53 | 3,75 | *  | 3,63 | 6,23 |
| KxA           | 6  | 33,21  | 5,54 | 3,76 | *  | 2,74 | 4,20 |
| Galat (b)     | 16 | 23,56  | 1,47 |      |    |      |      |
| Total         | 35 | 120,85 |      |      |    |      |      |

d. Tabel analisis ragam tinggi tanaman pada umur 75 HST

| SK            | DB | JK     | KT     | FHIT |    | FTAB |      |
|---------------|----|--------|--------|------|----|------|------|
|               |    |        |        |      |    | 5%   | 1%   |
| ULANGAN       | 2  | 228,25 | 114,12 | 4,18 |    |      |      |
| Kandang (K)   | 3  | 126,98 | 42,33  | 1,55 | TN | 4,76 | 9,78 |
| GALAT (a)     | 6  | 163,94 | 27,32  |      |    |      |      |
| Anorganik (A) | 2  | 29,13  | 14,56  | 2,35 | TN | 3,63 | 6,23 |
| KxA           | 6  | 139,60 | 23,27  | 3,75 | *  | 2,74 | 4,20 |
| Galat (b)     | 16 | 99,17  | 6,20   |      |    |      |      |
| Total         | 35 | 787,06 |        |      |    |      |      |

e. Tabel analisis ragam tanaman pada umur 90 HST

| SK            | DB | JK     | KT    | FHIT |    | FTAB |      |
|---------------|----|--------|-------|------|----|------|------|
|               |    |        |       |      |    | 5%   | 1%   |
| ULANGAN       | 2  | 85,51  | 42,76 | 4,21 |    |      |      |
| Kandang (K)   | 3  | 154,85 | 51,62 | 5,08 | *  | 4,76 | 9,78 |
| GALAT (a)     | 6  | 60,92  | 10,15 |      |    |      |      |
| Anorganik (A) | 2  | 15,06  | 7,53  | 1,01 | TN | 3,63 | 6,23 |
| KxA           | 6  | 60,11  | 10,02 | 1,34 | TN | 2,74 | 4,20 |
| Galat (b)     | 16 | 119,53 | 7,47  |      |    |      |      |
| Total         | 35 | 495,97 |       |      |    |      |      |



### Lampiran 6. Hasil analisis ragam perhitungan jumlah anakan

a. Tabel analisis ragam jumlah anakan pada umur 30 HST

| SK            | DB | JK     | KT    | FHIT   |    | FTAB |      |
|---------------|----|--------|-------|--------|----|------|------|
|               |    |        |       |        |    | 5%   | 1%   |
| ULANGAN       | 2  | 0,15   | 0,07  |        |    |      |      |
| Kandang (K)   | 3  | 155,60 | 51,87 | 0,31   | TN | 4,76 | 9,78 |
| GALAT (a)     | 6  | 1,46   | 0,24  | 4,05   |    |      |      |
| Anorganik (A) | 2  | 25,63  | 12,81 |        | ** | 3,63 | 6,23 |
| KxA           | 6  | 0,46   | 0,08  | 195,78 | TN | 2,74 | 4,20 |
| Galat (b)     | 16 | 1,05   | 0,07  | 1,18   |    |      |      |
| Total         | 35 | 184,34 |       |        |    |      |      |

b. Tabel analisis ragam jumlah anakan pada umur 45 HST

| SK            | DB | JK     | KT    | FHIT   |    | FTAB |      |
|---------------|----|--------|-------|--------|----|------|------|
|               |    |        |       |        |    | 5%   | 1%   |
| ULANGAN       | 2  | 0,06   | 0,03  | 0,59   |    |      |      |
| Kandang (K)   | 3  | 250,96 | 68,65 | 3,06   | TN | 4,76 | 9,78 |
| GALAT (a)     | 6  | 0,30   | 0,05  |        |    |      |      |
| Anorganik (A) | 2  | 44,86  | 22,43 | 214,45 | ** | 3,63 | 6,23 |
| KxA           | 6  | 2,36   | 0,39  | 3,77   | ** | 2,74 | 4,20 |
| Galat (b)     | 16 | 1,67   | 0,10  |        |    |      |      |
| Total         | 35 | 255,21 |       |        |    |      |      |

c. Tabel analisis ragam jumlah anakan pada umur 60 HST

| SK            | DB | JK     | KT    | FHIT   |    | FTAB |      |
|---------------|----|--------|-------|--------|----|------|------|
|               |    |        |       |        |    | 5%   | 1%   |
| ULANGAN       | 2  | 0,05   | 0,02  | 0,66   |    |      |      |
| Kandang (K)   | 3  | 209,73 | 69,91 | 3,07   | TN | 4,76 | 9,78 |
| GALAT (a)     | 6  | 0,22   | 0,04  |        |    |      |      |
| Anorganik (A) | 2  | 45,57  | 22,79 | 325,24 | ** | 3,63 | 6,23 |
| KxA           | 6  | 2,52   | 0,42  | 6,00   | ** | 2,74 | 4,20 |
| Galat (b)     | 16 | 1,12   | 0,07  |        |    |      |      |
| Total         | 35 | 259,21 |       |        |    |      |      |

d. Tabel analisis ragam jumlah anakan pada umur 75 HST

| SK            | DB | JK     | KT     | FHIT   |    | FTAB |      |
|---------------|----|--------|--------|--------|----|------|------|
|               |    |        |        |        |    | 5%   | 1%   |
| ULANGAN       | 2  | 1,21   | 0,61   | 2,86   |    |      |      |
| Kandang (K)   | 3  | 342,30 | 114,10 | 3,10   | TN | 4,76 | 9,78 |
| GALAT (a)     | 6  | 1,27   | 0,21   |        |    |      |      |
| Anorganik (A) | 2  | 73,56  | 36,78  | 215,28 | ** | 3,63 | 6,23 |
| KxA           | 6  | 2,94   | 0,49   | 2,87   | ** | 2,74 | 4,20 |
| Galat (b)     | 16 | 2,73   | 0,17   |        |    |      |      |
| Total         | 35 | 424,01 |        |        |    |      |      |

e. Tabel analisis ragam jumlah anakan pada umur 90 HST

| SK            | DB | JK     | KT     | FHIT   |    | FTAB |      |
|---------------|----|--------|--------|--------|----|------|------|
|               |    |        |        |        |    | 5%   | 1%   |
| ULANGAN       | 2  | 0,90   | 0,45   | 3,51   |    |      |      |
| Kandang (K)   | 3  | 335,12 | 111,71 | 3,27   | TN | 4,76 | 9,78 |
| GALAT (a)     | 6  | 0,77   | 0,13   |        |    |      |      |
| Anorganik (A) | 2  | 68,22  | 34,11  | 437,06 | ** | 3,63 | 6,23 |
| KxA           | 6  | 0,82   | 0,14   | 1,76   | TN | 2,74 | 4,20 |
| Galat (b)     | 16 | 1,25   | 0,08   |        |    |      |      |
| Total         | 35 | 407,08 |        |        |    |      |      |

### Lampiran 7. Hasil analisis ragam perhitungan berat kering tanaman

#### a. Tabel analisis ragam berat kering tanaman pada umur 30 HST

| SK            | DB | JK    | KT   | FHIT   |    | FTAB |      |
|---------------|----|-------|------|--------|----|------|------|
|               |    |       |      |        |    | 5%   | 1%   |
| ULANGAN       | 2  | 0,11  | 0,06 | 0,87   |    |      |      |
| Kandang (K)   | 3  | 23,68 | 7,89 | 121,34 | ** | 4,76 | 9,78 |
| GALAT (a)     | 6  | 0,39  | 0,07 |        |    |      |      |
| Anorganik (A) | 2  | 8,72  | 4,36 | 107,91 | ** | 3,63 | 6,23 |
| KxA           | 6  | 1,88  | 0,31 | 7,74   | ** | 2,74 | 4,20 |
| Galat (b)     | 16 | 0,65  | 0,04 |        |    |      |      |
| Total         | 35 | 35,42 |      |        |    |      |      |

#### b. Tabel analisis ragam berat kering tanaman pada umur 45 HST

| SK            | DB | JK     | KT     | FHIT  |    | FTAB |      |
|---------------|----|--------|--------|-------|----|------|------|
|               |    |        |        |       |    | 5%   | 1%   |
| ULANGAN       | 2  | 4,16   | 2,08   | 0,48  |    |      |      |
| Kandang (K)   | 3  | 43,19  | 14,40  | 3,29  | TN | 4,76 | 9,78 |
| GALAT (a)     | 6  | 26,24  | 4,37   |       |    |      |      |
| Anorganik (A) | 2  | 384,07 | 192,03 | 65,54 | ** | 3,63 | 6,23 |
| KxA           | 6  | 27,76  | 4,63   | 1,58  | TN | 2,74 | 4,20 |
| Galat (b)     | 16 | 46,88  | 2,93   |       |    |      |      |
| Total         | 35 | 532,31 |        |       |    |      |      |

#### c. Tabel analisis ragam berat kering tanaman pada umur 60 HST

| SK            | DB | JK      | KT     | FHIT   |    | FTAB |      |
|---------------|----|---------|--------|--------|----|------|------|
|               |    |         |        |        |    | 5%   | 1%   |
| ULANGAN       | 2  | 1,38    | 0,69   | 0,32   |    |      |      |
| Kandang (K)   | 3  | 287,09  | 95,70  | 44,07  | ** | 4,76 | 9,78 |
| GALAT (a)     | 6  | 13,03   | 2,17   |        |    |      |      |
| Anorganik (A) | 2  | 761,37  | 380,69 | 148,51 | ** | 3,63 | 6,23 |
| KxA           | 6  | 38,46   | 6,41   | 2,50   | TN | 2,74 | 4,20 |
| Galat (b)     | 16 | 41,01   | 2,56   |        |    |      |      |
| Total         | 35 | 1142,34 |        |        |    |      |      |

d. Tabel analisis ragam berat kering tanaman pada umur 75 HST

| SK            | DB | JK      | KT     | FHIT   |    | FTAB |      |
|---------------|----|---------|--------|--------|----|------|------|
|               |    |         |        |        |    | 5%   | 1%   |
| ULANGAN       | 2  | 3,51    | 1,76   | 1,23   |    |      |      |
| Kandang (K)   | 3  | 1919,35 | 639,78 | 449,37 | ** | 4,76 | 9,78 |
| GALAT (a)     | 6  | 8,54    | 1,42   |        |    |      |      |
| Anorganik (A) | 2  | 949,99  | 475,00 | 161,36 | ** | 3,63 | 6,23 |
| KxA           | 6  | 297,70  | 49,62  | 16,86  | ** | 2,74 | 4,20 |
| Galat (b)     | 16 | 47,10   | 2,94   |        |    |      |      |
| Total         | 35 | 3226,21 |        |        |    |      |      |

e. Tabel analisis ragam berat kering tanaman pada umur 90 HST

| SK            | DB | JK      | KT     | FHIT   |    | FTAB |      |
|---------------|----|---------|--------|--------|----|------|------|
|               |    |         |        |        |    | 5%   | 1%   |
| ULANGAN       | 2  | 0,76    | 0,38   | 0,06   |    |      |      |
| Kandang (K)   | 3  | 1741,61 | 580,54 | 85,32  | *  | 4,76 | 9,78 |
| GALAT (a)     | 6  | 40,83   | 6,80   |        |    |      |      |
| Anorganik (A) | 2  | 1232,82 | 616,41 | 529,77 | ** | 3,63 | 6,23 |
| KxA           | 6  | 200,66  | 33,44  | 28,74  | ** | 2,74 | 4,20 |
| Galat (b)     | 16 | 18,62   | 1,16   |        |    |      |      |
| Total         | 35 | 3235,28 |        |        |    |      |      |

### Lampiran 8. Hasil analisis ragam perhitungan CGR

#### a. Tabel analisis ragam CGR pada umur 30-45 HST

| SK            | DB | JK          | KT          | FHIT  |    | FTAB |      |
|---------------|----|-------------|-------------|-------|----|------|------|
|               |    |             |             |       |    | 5%   | 1%   |
| ULANGAN       | 2  | 0,000000057 | 0,000000003 | 0,59  |    |      |      |
| Kandang (K)   | 3  | 0,000000037 | 0,000000001 | 0,25  | TN | 4,76 | 9,78 |
| GALAT (a)     | 6  | 0,000000292 | 0,000000005 |       |    |      |      |
| Anorganik (A) | 2  | 0,00000253  | 0,00000126  | 23,52 | ** | 3,63 | 6,23 |
| KxA           | 6  | 0,000000356 | 0,000000006 | 1,10  | TN | 2,74 | 4,20 |
| Galat (b)     | 16 | 0,000000086 | 0,000000005 |       |    |      |      |
| Total         | 35 | 0,00000413  |             |       |    |      |      |

#### b. Tabel analisis ragam CGR pada umur 45-60 HST


| SK            | DB | JK          | KT          | FHIT |    | FTAB |      |
|---------------|----|-------------|-------------|------|----|------|------|
|               |    |             |             |      |    | 5%   | 1%   |
| ULANGAN       | 2  | 0.000000137 | 0.000000007 | 0,59 |    |      |      |
| Kandang (K)   | 3  | 0.000000149 | 0.000000005 | 0,43 | TN | 4,76 | 9,78 |
| GALAT (a)     | 6  | 0.000000696 | 0.00000012  |      |    |      |      |
| Anorganik (A) | 2  | 0.00000202  | 0.00000101  | 6,96 | ** | 3,63 | 6,23 |
| KxA           | 6  | 0.000000659 | 0.00000011  | 0,76 | TN | 2,74 | 4,20 |
| Galat (b)     | 16 | 0.00000232  | 0.00000015  |      |    |      |      |
| Total         | 35 | 0.00000599  |             |      |    |      |      |

#### c. Tabel analisis ragam CGR pada umur 60-75 HST

| SK            | DB | JK          | KT          | FHIT   |    | FTAB |      |
|---------------|----|-------------|-------------|--------|----|------|------|
|               |    |             |             |        |    | 5%   | 1%   |
| ULANGAN       | 2  | 0,000000042 | 0,000000002 | 0,83   |    |      |      |
| Kandang (K)   | 3  | 0,000009712 | 0,00000324  | 127,99 | ** | 4,76 | 9,78 |
| GALAT (a)     | 6  | 0,000000152 | 0,000000003 |        |    |      |      |
| Anorganik (A) | 2  | 0,000000027 | 0,00000013  | 2,49   | TN | 3,63 | 6,23 |
| KxA           | 6  | 0,000002541 | 0,00000042  | 7,83   | ** | 2,74 | 4,20 |
| Galat (b)     | 16 | 0,000000087 | 0,000000005 |        |    |      |      |
| Total         | 35 | 0,00001358  |             |        |    |      |      |

d. Tabel analisis ragam CGR pada umur 75-90 HST

| SK            | DB | JK          | KT         | FHIT |    | FTAB |      |
|---------------|----|-------------|------------|------|----|------|------|
|               |    |             |            |      |    | 5%   | 1%   |
| ULANGAN       | 2  | 0,000000027 | 0,00000001 | 0,36 |    |      |      |
| Kandang (K)   | 3  | 0,000000749 | 0,00000025 | 6,62 | *  | 4,76 | 9,78 |
| GALAT (a)     | 6  | 0,000000226 | 0,00000004 |      |    |      |      |
| Anorganik (A) | 2  | 0,00000018  | 0,00000009 | 2,90 | TN | 3,63 | 6,23 |
| KxA           | 6  | 0,000001423 | 0,00000024 | 7,49 | ** | 2,74 | 4,20 |
| Galat (b)     | 16 | 0,00000051  | 0,00000003 |      |    |      |      |
| Total         | 35 | 0,00000312  |            |      |    |      |      |



### Lampiran 9. Hasil analisis ragam perhitungan luas daun

#### a. Tabel analisis ragam berat luas daun pada umur 30 HST

| SK            | DB | JK      | KT     | FHIT   |    | FTAB |      |
|---------------|----|---------|--------|--------|----|------|------|
|               |    |         |        |        |    | 5%   | 1%   |
| ULANGAN       | 2  | 18,56   | 9,28   | 0,51   |    |      |      |
| Kandang (K)   | 3  | 2388,65 | 796,22 | 43,99  | ** | 4,76 | 9,78 |
| GALAT (a)     | 6  | 108,61  | 18,10  |        |    |      |      |
| Anorganik (A) | 2  | 1549,34 | 774,67 | 112,25 | ** | 3,63 | 6,23 |
| KxA           | 6  | 434,07  | 72,34  | 10,48  | ** | 2,74 | 4,20 |
| Galat (b)     | 16 | 110,42  | 6,90   |        |    |      |      |
| Total         | 35 | 4609,64 |        |        |    |      |      |

#### b. Tabel analisis ragam berat luas daun pada umur 45 HST

| SK            | DB | JK        | KT        | FHIT  |    | FTAB |      |
|---------------|----|-----------|-----------|-------|----|------|------|
|               |    |           |           |       |    | 5%   | 1%   |
| ULANGAN       | 2  | 4102,70   | 2051,35   | 0,90  |    |      |      |
| Kandang (K)   | 3  | 157149,06 | 78574,53  | 34,45 | ** | 4,76 | 9,78 |
| GALAT (a)     | 6  | 4562,03   | 2281,01   |       |    |      |      |
| Anorganik (A) | 2  | 264660,21 | 132330,10 | 15,88 | ** | 3,63 | 6,23 |
| KxA           | 6  | 36419,36  | 18209,68  | 2,19  | TN | 2,74 | 4,20 |
| Galat (b)     | 16 | 16667,15  | 8333,58   |       |    |      |      |
| Total         | 35 | 483560,50 |           |       |    |      |      |

#### c. Tabel analisis ragam luas daun pada umur 60 HST

| SK            | DB | JK         | KT        | FHIT  |    | FTAB |      |
|---------------|----|------------|-----------|-------|----|------|------|
|               |    |            |           |       |    | 5%   | 1%   |
| ULANGAN       | 2  | 7196,20    | 3598,10   | 0,51  |    |      |      |
| Kandang (K)   | 3  | 395102,20  | 197551,10 | 28,00 | ** | 4,76 | 9,78 |
| GALAT (a)     | 6  | 14108,62   | 7054,31   |       |    |      |      |
| Anorganik (A) | 2  | 842801,84  | 421400,92 | 40,86 | ** | 3,63 | 6,23 |
| KxA           | 6  | 300416,17  | 150208,08 | 14,57 | ** | 2,74 | 4,20 |
| Galat (b)     | 16 | 20624,22   | 10312,11  |       |    |      |      |
| Total         | 35 | 1580249,26 |           |       |    |      |      |

d. Tabel analisis ragam luas daun pada umur 75 HST

| SK            | DB | JK        | KT        | FHIT |    | FTAB |      |
|---------------|----|-----------|-----------|------|----|------|------|
|               |    |           |           |      |    | 5%   | 1%   |
| ULANGAN       | 2  | 19152,99  | 9576,49   | 0,52 |    |      |      |
| Kandang (K)   | 3  | 123942,44 | 61971,22  | 3,35 | TN | 4,76 | 9,78 |
| GALAT (a)     | 6  | 36968,54  | 18484,27  |      |    |      |      |
| Anorganik (A) | 2  | 510018,41 | 255009,21 | 4,52 | *  | 3,63 | 6,23 |
| KxA           | 6  | 19515,59  | 9757,79   | 0,17 | TN | 2,74 | 4,20 |
| Galat (b)     | 16 | 112863,64 | 56431,82  |      |    |      |      |
| Total         | 35 | 822461,61 |           |      |    |      |      |

e. Tabel analisis ragam luas daun pada umur 90 HST

| SK            | DB | JK        | KT        | FHIT |    | FTAB |      |
|---------------|----|-----------|-----------|------|----|------|------|
|               |    |           |           |      |    | 5%   | 1%   |
| ULANGAN       | 2  | 3735,13   | 1867,56   | 0,14 |    |      |      |
| Kandang (K)   | 3  | 175376,14 | 87688,07  | 6,48 | *  | 4,76 | 9,78 |
| GALAT (a)     | 6  | 27075,92  | 13537,96  |      |    |      |      |
| Anorganik (A) | 2  | 415931,98 | 207965,99 | 8,34 | ** | 3,63 | 6,23 |
| KxA           | 6  | 43590,83  | 21795,42  | 0,87 | TN | 2,74 | 4,20 |
| Galat (b)     | 16 | 49891,26  | 24945,63  |      |    |      |      |
| Total         | 35 | 715601,27 |           |      |    |      |      |



### Lampiran 10. Hasil analisis ragam indeks luas daun

a. Tabel analisis ragam berat indeks luas daun pada umur 30 HST

| SK            | DB | JK     | KT     | FHIT    |    | FTAB |      |
|---------------|----|--------|--------|---------|----|------|------|
|               |    |        |        |         |    | 5%   | 1%   |
| ULANGAN       | 2  | 0,0001 | 0,0000 | 0,3333  |    |      |      |
| Kandang (K)   | 3  | 0,0062 | 0,0031 | 31,1667 | ** | 4,76 | 9,78 |
| GALAT (a)     | 6  | 0,0002 | 0,0001 |         |    |      |      |
| Anorganik (A) | 2  | 0,0041 | 0,0021 | 10,1437 | ** | 3,63 | 6,23 |
| KxA           | 6  | 0,0011 | 0,0005 | 2,6694  | ** | 2,74 | 4,20 |
| Galat (b)     | 16 | 0,0004 | 0,0002 |         |    |      |      |
| Total         | 35 | 0,0121 |        |         |    |      |      |

b. Tabel analisis ragam berat indeks luas daun pada umur 45 HST

| SK            | DB | JK   | KT   | FHIT  |    | FTAB |      |
|---------------|----|------|------|-------|----|------|------|
|               |    |      |      |       |    | 5%   | 1%   |
| ULANGAN       | 2  | 0,01 | 0,01 | 1,01  |    |      |      |
| Kandang (K)   | 3  | 0,40 | 0,20 | 37,30 | ** | 4,76 | 9,78 |
| GALAT (a)     | 6  | 0,01 | 0,01 |       |    |      |      |
| Anorganik (A) | 2  | 0,67 | 0,34 | 18,38 | ** | 3,63 | 6,23 |
| KxA           | 6  | 0,09 | 0,05 | 2,59  | TN | 2,74 | 4,20 |
| Galat (b)     | 16 | 0,04 | 0,02 |       |    |      |      |
| Total         | 35 | 1,23 |      |       |    |      |      |

c. Tabel analisis ragam berat indeks luas daun pada umur 60 HST

| SK            | DB | JK    | KT    | FHIT   |    | FTAB |      |
|---------------|----|-------|-------|--------|----|------|------|
|               |    |       |       |        |    | 5%   | 1%   |
| ULANGAN       | 2  | 0,009 | 0,004 | 0,204  |    |      |      |
| Kandang (K)   | 3  | 0,998 | 0,499 | 22,754 | ** | 4,76 | 9,78 |
| GALAT (a)     | 6  | 0,044 | 0,022 |        |    |      |      |
| Anorganik (A) | 2  | 2,114 | 1,057 | 44,489 | ** | 3,63 | 6,23 |
| KxA           | 6  | 0,781 | 0,390 | 16,437 | ** | 2,74 | 4,20 |
| Galat (b)     | 16 | 0,048 | 0,024 |        |    |      |      |
| Total         | 35 | 3,993 |       |        |    |      |      |

d. Tabel analisis ragam berat indeks luas daun pada umur 75 HST

| SK            | DB | JK   | KT   | FHIT |    | FTAB |      |
|---------------|----|------|------|------|----|------|------|
|               |    |      |      |      |    | 5%   | 1%   |
| ULANGAN       | 2  | 0,04 | 0,02 | 0,39 |    |      |      |
| Kandang (K)   | 3  | 0,31 | 0,15 | 2,96 | TN | 4,76 | 9,78 |
| GALAT (a)     | 6  | 0,10 | 0,05 |      |    |      |      |
| Anorganik (A) | 2  | 1,28 | 0,64 | 3,69 | *  | 3,63 | 6,23 |
| KxA           | 6  | 0,06 | 0,03 | 0,17 | TN | 2,74 | 4,20 |
| Galat (b)     | 16 | 0,35 | 0,17 |      |    |      |      |
| Total         | 35 | 2,14 |      |      |    |      |      |

e. Tabel analisis ragam berat indeks luas daun pada umur 90 HST

| SK            | DB | JK   | KT   | FHIT |    | FTAB |      |
|---------------|----|------|------|------|----|------|------|
|               |    |      |      |      |    | 5%   | 1%   |
| ULANGAN       | 2  | 0,02 | 0,01 | 0,29 |    |      |      |
| Kandang (K)   | 3  | 0,44 | 0,22 | 7,69 | *  | 4,76 | 9,78 |
| GALAT (a)     | 6  | 0,06 | 0,03 |      |    |      |      |
| Anorganik (A) | 2  | 1,35 | 0,67 | 8,98 | ** | 3,63 | 6,23 |
| KxA           | 6  | 0,12 | 0,06 | 0,81 | TN | 2,74 | 4,20 |
| Galat (b)     | 16 | 0,15 | 0,07 |      |    |      |      |
| Total         | 35 | 2,14 |      |      |    |      |      |

### Lampiran 11. Hasil analisis ragam perhitungan komponen hasil

#### a. jumlah malai per rumpun

| SK            | DB | JK    | KT   | FHIT  |    | FTAB |      |
|---------------|----|-------|------|-------|----|------|------|
|               |    |       |      |       |    | 5%   | 1%   |
| ULANGAN       | 2  | 0,27  | 0,13 | 0,24  |    |      |      |
| Kandang (K)   | 3  | 19,04 | 6,35 | 11,45 | ** | 4,76 | 9,78 |
| GALAT (a)     | 6  | 3,33  | 0,55 |       |    |      |      |
| Anorganik (A) | 2  | 6,28  | 3,14 | 6,09  | *  | 3,63 | 6,23 |
| KxA           | 6  | 1,35  | 0,23 | 0,44  | TN | 2,74 | 4,20 |
| Galat (b)     | 16 | 8,24  | 0,52 |       |    |      |      |
| Total         | 35 | 38,50 |      |       |    |      |      |

#### b. jumlah gabah per malai

| SK            | DB | JK      | KT     | FHIT  |    | FTAB |      |
|---------------|----|---------|--------|-------|----|------|------|
|               |    |         |        |       |    | 5%   | 1%   |
| ULANGAN       | 2  | 18,38   | 9,19   | 2,29  |    |      |      |
| Kandang (K)   | 3  | 592,39  | 197,46 | 49,15 | ** | 4,76 | 9,78 |
| GALAT (a)     | 6  | 24,10   | 4,02   |       |    |      |      |
| Anorganik (A) | 2  | 476,75  | 238,38 | 41,48 | ** | 3,63 | 623  |
| KxA           | 6  | 257,15  | 42,86  | 7,46  | ** | 2,74 | 4,20 |
| Galat (b)     | 16 | 91,96   | 5,75   |       |    |      |      |
| Total         | 35 | 1460,73 |        |       |    |      |      |

#### c. % Gabah isi

| SK            | DB | JK     | KT    | FHIT  |    | FTAB |      |
|---------------|----|--------|-------|-------|----|------|------|
|               |    |        |       |       |    | 5%   | 1%   |
| ULANGAN       | 2  | 3,05   | 1,53  | 1,74  |    |      |      |
| Kandang (K)   | 3  | 93,36  | 31,12 | 35,55 | ** | 4,76 | 9,78 |
| GALAT (a)     | 6  | 5,25   | 0,88  |       |    |      |      |
| Anorganik (A) | 2  | 1,26   | 0,63  | 0,36  | TN | 3,63 | 6,23 |
| KxA           | 6  | 61,15  | 10,19 | 5,77  | ** | 2,74 | 4,20 |
| Galat (b)     | 16 | 28,26  | 1,77  |       |    |      |      |
| Total         | 35 | 192,33 |       |       |    |      |      |

#### d. % Gabah hampa

| SK | DB | JK | KT | FHIT |  | FTAB |
|----|----|----|----|------|--|------|
|----|----|----|----|------|--|------|

|               |    |        |       |       |    | 5%   | 1%   |
|---------------|----|--------|-------|-------|----|------|------|
| ULANGAN       | 2  | 2,18   | 1,09  | 1,07  |    |      |      |
| Kandang (K)   | 3  | 92,49  | 30,83 | 30,22 | ** | 4,76 | 9,78 |
| GALAT (a)     | 6  | 6,12   | 1,02  |       |    |      |      |
| Anorganik (A) | 2  | 0,10   | 0,05  | 0,03  | TN | 3,63 | 6,23 |
| KxA           | 6  | 65,12  | 10,85 | 5,81  | ** | 2,74 | 4,20 |
| Galat (b)     | 16 | 29,90  | 1,87  |       |    |      |      |
| Total         | 35 | 195,92 |       |       |    |      |      |

e. Berat gabah

| SK            | DB | JK     | KT    | FHIT  |    | FTAB |      |
|---------------|----|--------|-------|-------|----|------|------|
|               |    |        |       |       |    | 5%   | 1%   |
| ULANGAN       | 2  | 5,05   | 2,53  | 021   |    |      |      |
| Kandang (K)   | 3  | 278,91 | 92,97 | 7,56  | *  | 4,76 | 9,78 |
| GALAT (a)     | 6  | 73,77  | 12,30 |       |    |      |      |
| Anorganik (A) | 2  | 100,08 | 50,04 | 21,81 | ** | 3,63 | 6,23 |
| KxA           | 6  | 16,85  | 2,81  | 1,22  | TN | 2,74 | 4,20 |
| Galat (b)     | 16 | 36,71  | 2,29  |       |    |      |      |
| Total         | 35 | 511,38 |       |       |    |      |      |

f. Berat 1000 butir

| SK | DB | JK | KT | FHIT |  | FTAB |
|----|----|----|----|------|--|------|
|----|----|----|----|------|--|------|

|               |    |       |      |      |    |      |      |
|---------------|----|-------|------|------|----|------|------|
|               |    |       |      |      |    | 5%   | 1%   |
| ULANGAN       | 2  | 1,31  | 0,66 | 0,34 |    |      |      |
| Kandang (K)   | 3  | 14,85 | 4,95 | 2,59 | TN | 4,76 | 9,78 |
| GALAT (a)     | 6  | 11,48 | 1,91 |      |    |      |      |
| Anorganik (A) | 2  | 3,94  | 1,97 | 1,36 | TN | 3,63 | 6,23 |
| KxA           | 6  | 6,66  | 1,11 | 0,76 | TN | 2,74 | 4,20 |
| Galat (b)     | 16 | 23,24 | 1,45 |      |    |      |      |
| Total         | 35 | 61,48 |      |      |    |      |      |

## g. Hasil panen

| SK            | DB | JK    | KT   | FHIT  |    | FTAB |      |
|---------------|----|-------|------|-------|----|------|------|
|               |    |       |      |       |    | 5%   | 1%   |
| ULANGAN       | 2  | 0,10  | 0,05 | 0,22  |    |      |      |
| Kandang (K)   | 3  | 5,46  | 1,82 | 7,58  | *  | 4,76 | 9,78 |
| GALAT (a)     | 6  | 1,44  | 0,24 |       |    |      |      |
| Anorganik (A) | 2  | 1,93  | 0,96 | 19,60 | ** | 3,63 | 6,23 |
| KxA           | 6  | 0,40  | 0,07 | 1,37  | TN | 2,74 | 4,20 |
| Galat (b)     | 16 | 0,79  | 0,05 |       |    |      |      |
| Total         | 35 | 10,12 |      |       |    |      |      |

## Lampiran 12. Dokumentasi Penelitian



Gambar 1. Persemaian



Gambar 2. Pemberian pupuk kandang



Gambar 3. Tanaman padi saat berumur 30 HST



Gambar 4. Tanaman padi saat berumur 60 HST



Gambar 5. Tanaman padi saat berumur 90 HST



Gambar 6. Tanaman padi saat berumur 105 HST





KEMENTERIAN PENDIDIKAN DAN KEBUDAYAAN  
 UNIVERSITAS BRAWIJAYA FAKULTAS PERTANIAN  
 JURUSAN TANAH  
 Jalan Veteran Malang 65145

Telp. : 0341 - 551611 psw. 316, 553623, 566290 Fax : 0341 - 564333, 560011 e-mail : soilub@ub.ac.id

Mohon maaf, bila ada kesalahan dalam penulisan : Nama, Gelar Jabatan dan Alamat

Nomor : 168 / UN.10.4 / KT / T / 2013

**HASIL ANALISIS CONTOH TANAH**

a.n. : Rahma  
 Alamat : BP,FP - UB  
 Lokasi Tanah : Jatikerto

Terhadap kering oven 105°C

| No.Lab  | Kode  | pH 1:1           |        | C.organik | N.total | C/N | Bahan Organik | P.Brays1 | K             | KTK   |
|---------|-------|------------------|--------|-----------|---------|-----|---------------|----------|---------------|-------|
|         |       | H <sub>2</sub> O | KCl 1N |           |         |     |               |          | NH4OAC1N pH:7 |       |
| TNH 495 | TANAH | 6.0              | 5.1    | 1.32      | 0.17    | 8   | 2.29          | 4.67     | 0.15          | 28.19 |

Keterangan

KTK : Kapasitas Tukar Kation



Mengetahui,  
 Ketua Jurusan,  
 Prof. Dr. Ir. Zaenal Kusuma, MS  
 NIP. 19540501 198103 1 006

Ketua Lab. Kimia Tanah  
 Prof. Dr. Ir. Syekhfan, MS  
 NIP. 19480723 197802 1 001

C:\Dokumen\hasil analisis\Apr.13\168.doc

Didukung Laboratorium, Analisa lengkap dan khusus untuk kepentingan Mahasiswa, Dosen dan Masyarakat **LAB. KIMIA TANAH** : Analisa Kimia Tanah / Tanaman, dan Rekomendasi Pemupukan **LAB. FISIKA TANAH** : Analisa Fisik Tanah, Perancangan Konservasi Tanah dan Air, serta Rekomendasi Irigasi **LAB. PEDOLOGI DAN SISTEM INFORMASI SUMBERDAYA LAHAN**, Penginderaan Jauh dan Pemetaan : Interpretasi Foto Udara, Pembuatan Peta, Survei Tanah dan Evaluasi Lahan, Sistem Informasi Geografi **LAB. BIOLOGI TANAH** : Analisa Kualitas Bahan Organik dan Pengelolaan Kesuburan Tanah Secara Biologi, UPT Kompos.



KEMENTERIAN PENDIDIKAN DAN KEBUDAYAAN  
 UNIVERSITAS BRAWIJAYA FAKULTAS PERTANIAN  
 JURUSAN TANAH  
 Jalan Veteran Malang 65145

Telp. : 0341 - 551611 psw. 316, 553623, 566290 Fax : 0341 - 564333, 560011 e-mail : soilub@ub.ac.id

Mohon maaf, bila ada kesalahan dalam penulisan : Nama, Gelar Jabatan dan Alamat

Nomor : 193 / UN.10.4 / KT / T / 2013

**HASIL ANALISIS CONTOH PUPUK**

a.n. : Rahma  
 Alamat : BP,FP - UB

Terhadap kering oven 105°C

| No.Lab  | Kode               | C.organik | N.total | C/N | Bahan Organik | P                                    | K    |
|---------|--------------------|-----------|---------|-----|---------------|--------------------------------------|------|
|         |                    |           |         |     |               | HNO <sub>3</sub> + HClO <sub>4</sub> |      |
| PPK 119 | PUPUK KANDANG SAPI | 8.03      | 0.73    | 11  | 13.89         | 0.88                                 | 0.63 |



Mengetahui,  
 Ketua Jurusan,  
  
 Prof. Dr. Ir. Zhenal Kusuma, MS  
 NIP. 19540501 198103 1 006

Ketua Lab. Kimia Tanah  
  
 Prof. Dr. Ir. Syekhfani, MS  
 NIP. 19480723 197802 1 001

C:\Dokumen\hasil analisis\Mei.13\193.xls

Didukung Laboratorium, Analisa lengkap dan khusus untuk kepentingan Mahasiswa, Dosen dan Masyarakat **LAB. KIMIA TANAH** : Analisa Kimia Tanah / Tanaman, dan Rekomendasi Pemupukan **LAB. FISIKA TANAH** : Analisa Fisik Tanah, Perancangan Konservasi Tanah dan Air, serta Rekomendasi Irigasi **LAB. PEDOLOGI DAN SISTEM INFORMASI SUMBERDAYA LAHAN**, Penginderaan Jauh dan Pemetaan : Interpretasi Foto Udara, Pembuatan Peta, Survei Tanah dan Evaluasi Lahan, Sistem Informasi Geografi **LAB. BIOLOGI TANAH** : Analisa Kualitas Bahan Organik dan Pengelolaan Kesuburan Tanah Secara Biologi, UPT Kompos.



KEMENTERIAN PENDIDIKAN DAN KEBUDAYAAN  
 UNIVERSITAS BRAWIJAYA FAKULTAS PERTANIAN  
 JURUSAN TANAH  
 Jalan Veteran Malang 65145

Telp. : 0341 - 551611 psw. 316, 553623, 566290 Fax : 0341 - 564333, 560011 e-mail : soilub@ub.ac.id

Mohon maaf, bila ada kesalahan dalam penulisan : Nama, Gelar Jabatan dan Alamat

Nomor : 399 / UN.10.4 / T / PG - KT / 2013

**HASIL ANALISIS CONTOH TANAH**

a.n. : Rahma Pramitasari

Alamat : BP,FP - UB

Lokasi tanah : Jatikerto

Terhadap kering oven 105°C

| No.Lab   | Kode    | C.organik   | N.total | C/N | Bahan Organik | P.Bray1 | K             |
|----------|---------|-------------|---------|-----|---------------|---------|---------------|
|          |         |             |         |     |               |         | NH4OAC1N pH:7 |
|          |         | .....%..... |         |     | %             | mg kg-1 | me/100g       |
| TNH 1279 | K 0 A 1 | 1.37        | 0.16    | 9   | 2.37          | 5.50    | 0.40          |
| TNH 1280 | K 0 A 2 | 1.32        | 0.19    | 7   | 2.28          | 3.04    | 0.13          |
| TNH 1281 | K 0 A 3 | 1.31        | 0.17    | 8   | 2.26          | 3.84    | 0.10          |
| TNH 1282 | K 1 A 1 | 1.13        | 0.16    | 7   | 1.96          | 3.85    | 0.04          |
| TNH 1283 | K 1 A 2 | 1.30        | 0.17    | 8   | 2.26          | 3.83    | 0.42          |
| TNH 1284 | K 1 A 3 | 1.01        | 0.16    | 6   | 1.75          | 3.84    | 0.05          |
| TNH 1285 | K 2 A 1 | 1.25        | 0.16    | 8   | 2.17          | 9.65    | 0.16          |
| TNH 1286 | K 2 A 2 | 1.32        | 0.17    | 8   | 2.29          | 4.71    | 0.25          |
| TNH 1287 | K 2 A 3 | 1.19        | 0.16    | 7   | 2.06          | 4.67    | 0.36          |
| TNH 1288 | K 3 A 1 | 1.44        | 0.18    | 8   | 2.49          | 6.36    | 0.30          |
| TNH 1289 | K 3 A 2 | 1.38        | 0.17    | 8   | 2.39          | 3.04    | 0.28          |
| TNH 1290 | K 3 A 3 | 1.25        | 0.17    | 7   | 2.17          | 4.68    | 0.38          |



Mengetahui  
 Ketua Jurusan  
 Prof. Dr. Ir. Zaenal Kusuma, MS  
 NIP. 19540501 198103 1 006

Ketua Lab. Kimia Tanah  
 Prof. Dr. Ir. Syekhriani, MS  
 NIP. 19480723 197802 1 001

C:\Dokumen\hasil analisis\Sent.13\399.xls

Didukung Laboratorium, Analisa lengkap dan khusus untuk kepentingan Mahasiswa, Dosen dan Masyarakat **LAB. KIMIA TANAH** : Analisa Kimia Tanah / Tanaman, dan Rekomendasi Pemupukan **LAB. FISIKA TANAH** : Analisa Fisik Tanah, Perancangan Konservasi Tanah dan Air, serta Rekomendasi Irigasi **LAB. PEDOLOGI DAN SISTEM INFORMASI SUMBERDAYA LAHAN**, Penginderaan Jauh dan Pemetaan : Interpretasi Foto Udara, Pembuatan Peta, Survei Tanah dan Evaluasi Lahan, Sistem Informasi Geografi **LAB. BIOLOGI TANAH** : Analisa Kualitas Bahan Organik dan Pengelolaan Kesuburan Tanah Secara Biologi, UPT Kompos.