

Lampiran 8. Dokumentasi Penelitian



Gambar 5. Rumah Plastik



Gambar 6. Persiapan Media Tanam



(a)




(b)

Gambar 7. (a)(b)Persemaian Tanaman Sawi Hijau 13 Hst

Lampiran Lanjutan




Gambar 8. (a)(b)(c)Tanaman Sawi Hijau Umur 7 Hst




Gambar 9. (a)(b)(c)Tanaman Sawi Hijau Umur 14 Hst

Lampiran Lanjutan



Gambar 10. (a)(b)(c)Tanaman Sawi Hijau Umur 21 Hst




Gambar 11. (a)(b)(c)Tanaman Sawi Hijau
Umur 28 Hst



(c)

Lampiran 9. Dokumentasi Panen

ULANGAN 1




keterangan :

P0A1 : BST:123.5 ; BSTK:89.4	BST : Bobot Segar Total
P1A1 : BST:87.7 ; BSTK:60.2	BSTK : Bobot Segar Total Konsumsi
P2A1 : BST:103.1 ; BSTK:70.2	
P3A1 : BST:102.7 ; BSTK:68.2	

(a)

ULANGAN 1



keterangan :

P0A2 : BST:178.2 ; BSTK:136.2	BST : Bobot Segar Total
P1A2 : BST:180.7 ; BSTK:145.0	BSTK : Bobot Segar Total Konsumsi
P2A2 : BST:188.8 ; BSTK:154.7	
P3A2 : BST:139.4 ; BSTK:103.6	

(b)

Lampiran Lanjutan

ULANGAN 1



keterangan :

P0A3 : BST: 240.1; BSTK:190.9

P1A3 : BST: 263.8; BSTK:192.8

P2A3 : BST: 293.5; BSTK:119.5

P3A3 : BST: 246.7; BSTK:194.8

BST : Bobot Segar Total

BSTK : Bobot Segar Total Konsumsi

(c)

Gambar 12. (a)(b)(c) Dokumentasi Panen Tanaman Sawi Hijau Ulangan 1

ULANGAN 2



keterangan :

P0A1 : BST: 106.2; BSTK: 80.3

P1A1 : BST: 101.7; BSTK: 76.8

P2A1 : BST: 102.5; BSTK: 80.7

P3A1 : BST: 130.8; BSTK: 96.0


BST : Bobot Segar Total

BSTK : Bobot Segar Total Konsumsi

(a)

Lampiran Lanjutan

ULANGAN 2




keterangan :

P0A2 : BST: 130.7; BSTK: 110.8	BST : Bobot Segar Total
P1A2 : BST: 174.8; BSTK: 130.1	BSTK : Bobot Segar Total Konsumsi
P2A2 : BST: 209.2; BSTK: 152.0	
P3A2 : BST: 151.5; BSTK: 105.2	

(b)

ULANGAN 2



keterangan :


P0A3 : BST: 254.6; BSTK: 187.8	BST : Bobot Segar Total
P1A3 : BST: 279.3; BSTK: 196.8	BSTK : Bobot Segar Total Konsumsi
P2A3 : BST: 237.0; BSTK: 170.1	
P3A3 : BST: 257.9; BSTK: 190.2	

(c)

Gambar 13. (a)(b)(c)Dokumentasi Panen Tanaman Sawi Hijau Ulangan 2

Lampiran Lanjutan

ULANGAN 3




keterangan :

P0A1 : BST: 115.4 ; BSTK: 90.4	BST : Bobot Segar Total
P1A1 : BST: 82.3 ; BSTK: 57.3	BSTK : Bobot Segar Total Konsumsi
P2A1 : BST: 119.8 ; BSTK: 90.2	
P3A1 : BST: 196.3 ; BSTK: 109.6	

(a)

ULANGAN 3



keterangan :

P0A2 : BST: 140.8; BSTK: 109.7	BST : Bobot Segar Total
P1A2 : BST: 145.4; BSTK: 113.7	BSTK : Bobot Segar Total Konsumsi
P2A2 : BST: 166.5; BSTK: 67.4	
P3A2 : BST: 239.5; BSTK: 189.5	

(b)

Lampiran Lanjutan

ULANGAN 3



keterangan :

P0A3 : BST: 284.6 ; BSTK: 208.8
P1A3 : BST: 373.8 ; BSTK: 274.8
P2A3 : BST: 357.3 ; BSTK: 255.2
P3A3 : BST: 256.2 ; BSTK: 185.6

BST : Bobot Segar Total
BSTK : Bobot Segar Total Konsumsi

(c)

Gambar 14. (a)(b)(c) Dokumentasi Panen Tanaman Sawi Hijau Ulangan 3

