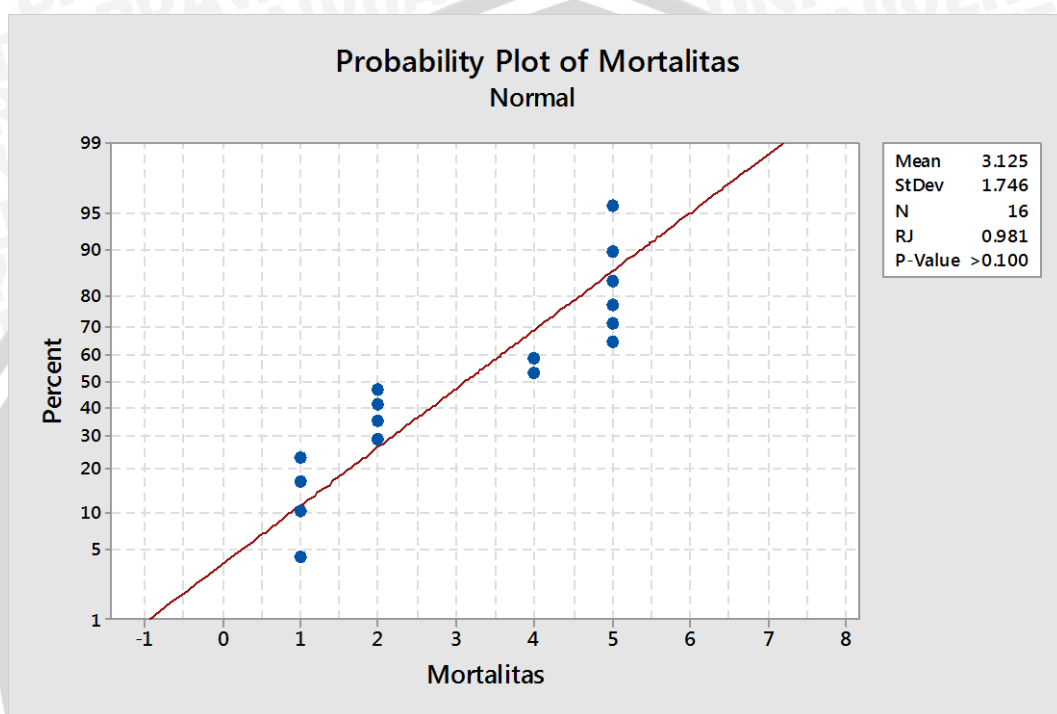


LAMPIRAN

Lampiran 1: Hasil Uji Normalitas



Lampiran 2: Hasil Analisis Probit LC<sub>100</sub> Ekstrak Kayu Manis

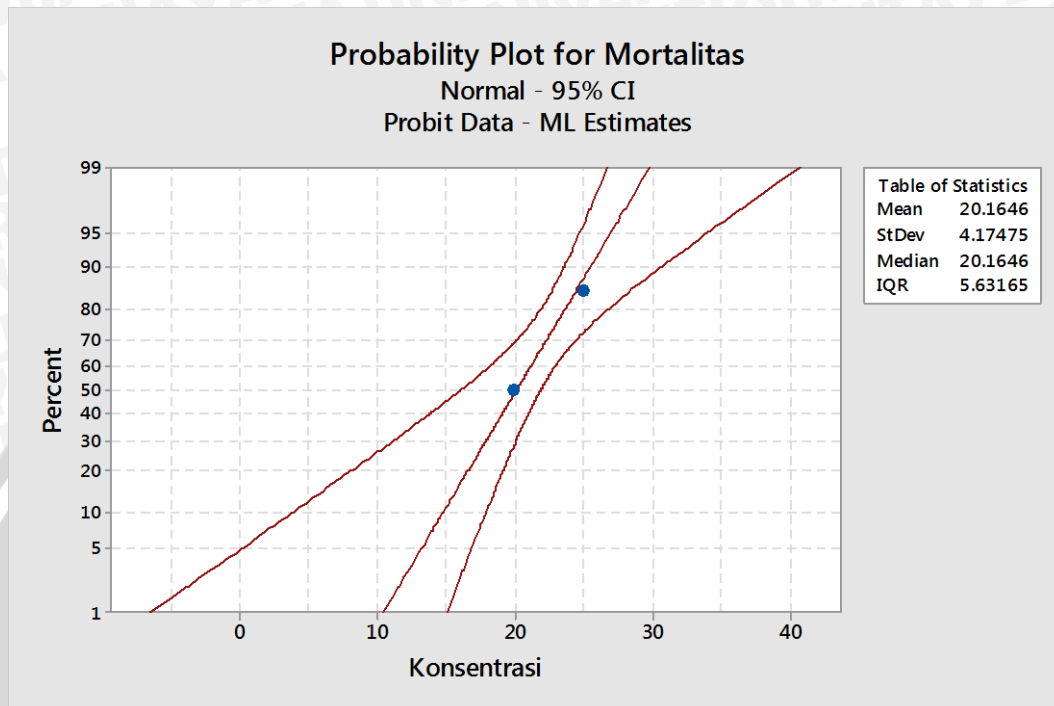


Table of Percentiles

Percent	Percentile	Standard Error	95.0% Fiducial CI	
			Lower	Upper
1	10.4527	3.66122	-6.50432	15.0631
2	11.5907	3.33324	-3.78946	15.8039
3	12.3128	3.12639	-2.06951	16.2765
4	12.8559	2.97157	-0.777256	16.6335
5	13.2978	2.84622	0.272694	16.9252
6	13.6738	2.74000	1.16540	17.1744
7	14.0036	2.64726	1.94730	17.3937
8	14.2988	2.56458	2.64667	17.5909
9	14.5673	2.48970	3.28205	17.7708
10	14.8145	2.42106	3.86632	17.9370
20	16.6511	1.92275	8.18289	19.1973
30	17.9754	1.58372	11.2508	20.1507
40	19.1070	1.31883	13.8140	21.0235
50	20.1646	1.10744	16.1172	21.9319
60	21.2223	0.955160	18.2489	23.0118
70	22.3539	0.892428	20.1931	24.5036
80	23.6782	0.974571	21.9089	26.8091
90	25.5148	1.29550	23.6184	30.6765
91	25.7619	1.34986	23.8176	31.2278
92	26.0304	1.41091	24.0291	31.8316
93	26.3257	1.48012	24.2565	32.5007
94	26.6554	1.55966	24.5051	33.2533
95	27.0315	1.65285	24.7829	34.1175
96	27.4733	1.76514	25.1028	35.1392
97	28.0164	1.90659	25.4884	36.4029
98	28.7385	2.09921	25.9910	38.0928
99	29.8765	2.41059	26.7663	40.7731



Lampiran 3: Hasil Analisis Probit LT<sub>100</sub> Ekstrak Kayu Manis

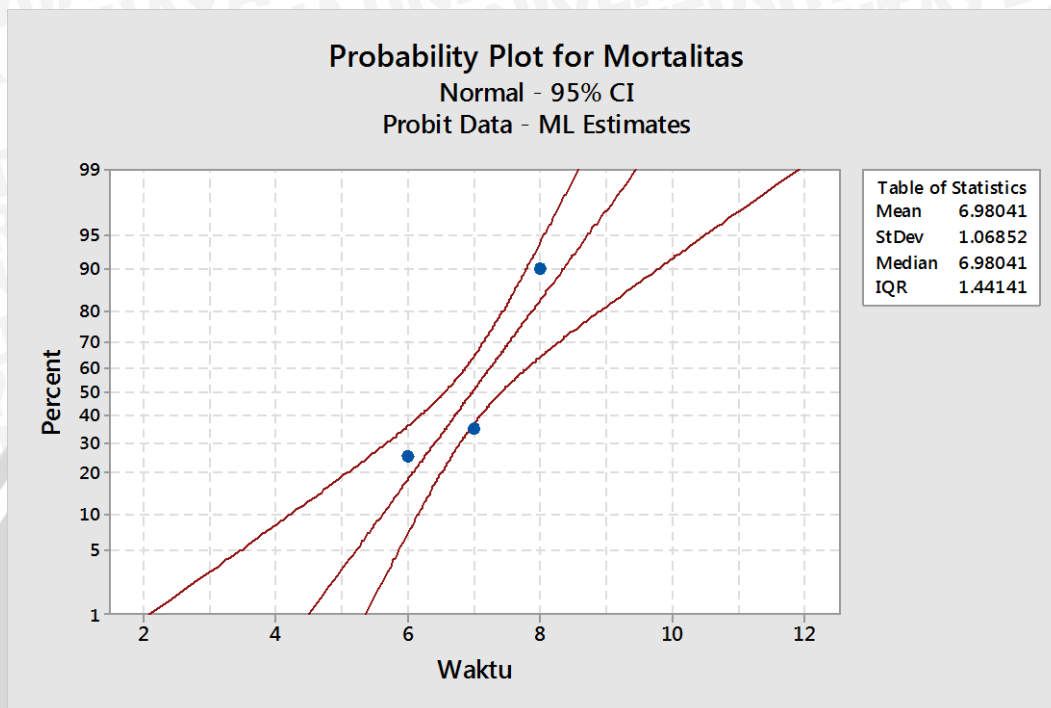


Table of Percentiles

Percent	Percentile	Standard Error	95.0% Fiducial CI	
			Lower	Upper
1	4.49467	0.643651	2.07861	5.36079
2	4.78595	0.574627	2.64163	5.56375
3	4.97076	0.531345	2.99781	5.69356
4	5.10978	0.499124	3.26506	5.79191
5	5.22286	0.473174	3.48191	5.87245
6	5.31911	0.451303	3.66603	5.94145
7	5.40351	0.432316	3.82707	6.00234
8	5.47907	0.415485	3.97090	6.05723
9	5.54780	0.400335	4.10138	6.10747
10	5.61106	0.386539	4.22117	6.15404
20	6.08113	0.290468	5.09716	6.51424
30	6.42008	0.233598	5.69994	6.80283
40	6.70971	0.201125	6.17359	7.09082
50	6.98041	0.191604	6.55746	7.41885
60	7.25112	0.205207	6.87362	7.81457
70	7.54074	0.240836	7.15318	8.29667
80	7.87970	0.299805	7.43669	8.90452
90	8.34977	0.397245	7.79384	9.78355
91	8.41303	0.411154	7.84018	9.90358
92	8.48176	0.426413	7.89019	10.0343
93	8.55732	0.443351	7.94485	10.1784
94	8.64171	0.462445	8.00552	10.3396
95	8.73797	0.484422	8.07430	10.5240
96	8.85105	0.510478	8.15461	10.7410
97	8.99007	0.542810	8.25273	11.0085
98	9.17488	0.586212	8.38231	11.3649
99	9.46615	0.655378	8.58498	11.9282





Lampiran 4: Hasil Analisis Probit LT<sub>100</sub> Pirantel Pamoat 1%

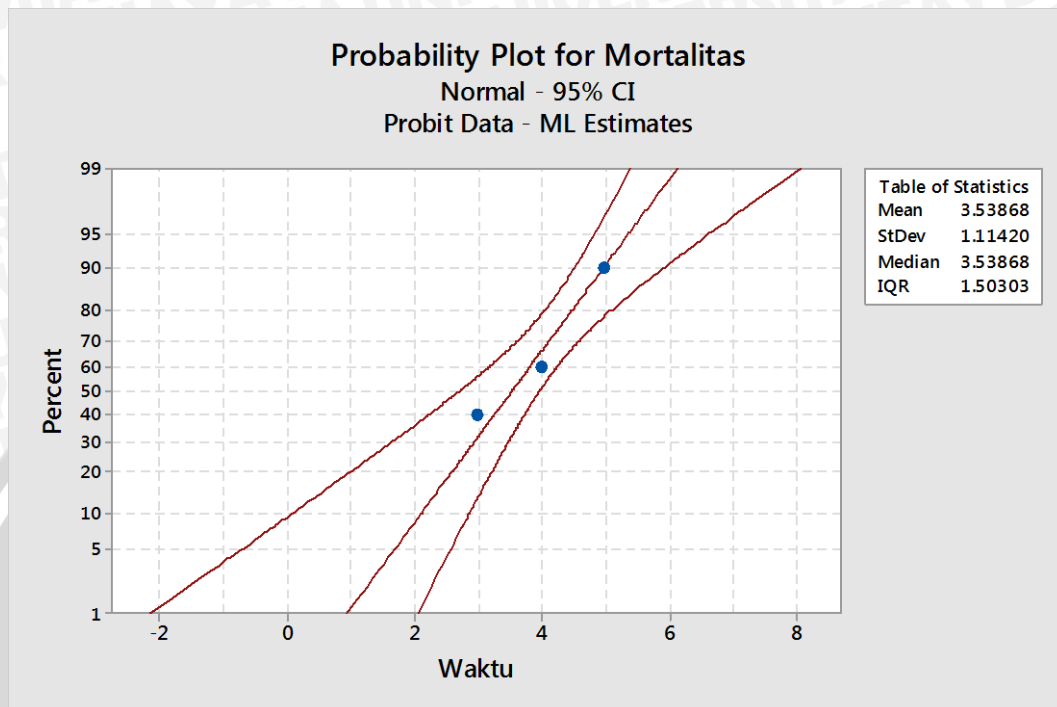


Table of Percentiles

Percent	Percentile	Standard Error	95.0% Fiducial CI	
			Lower	Upper
1	0.946659	0.825937	-2.14482	2.05524
2	1.25039	0.753620	-1.56058	2.26544
3	1.44310	0.708047	-1.19053	2.39943
4	1.58806	0.673958	-0.912541	2.50062
5	1.70598	0.646372	-0.686712	2.58322
6	1.80635	0.623007	-0.494731	2.65376
7	1.89435	0.602618	-0.326600	2.71581
8	1.97315	0.584448	-0.176234	2.77154
9	2.04481	0.567999	-0.0396399	2.82239
10	2.11077	0.552929	0.0859495	2.86933
20	2.60094	0.443740	1.01334	3.22404
30	2.95439	0.369733	1.67195	3.48991
40	3.25640	0.312074	2.22227	3.72953
50	3.53868	0.265990	2.71822	3.97191
60	3.82096	0.232111	3.18314	4.24532
70	4.12297	0.215946	3.62498	4.59342
80	4.47641	0.228800	4.04988	5.09301
90	4.96658	0.292599	4.51207	5.91291
91	5.03255	0.303872	4.56748	6.03003
92	5.10421	0.316619	4.62650	6.15846
93	5.18301	0.331165	4.69015	6.30091
94	5.27101	0.347985	4.75992	6.46132
95	5.37138	0.367804	4.83805	6.64571
96	5.48929	0.391822	4.92822	6.86396
97	5.63426	0.422243	5.03712	7.13424
98	5.82697	0.463892	5.17927	7.49614
99	6.13070	0.531604	5.39894	8.07091

