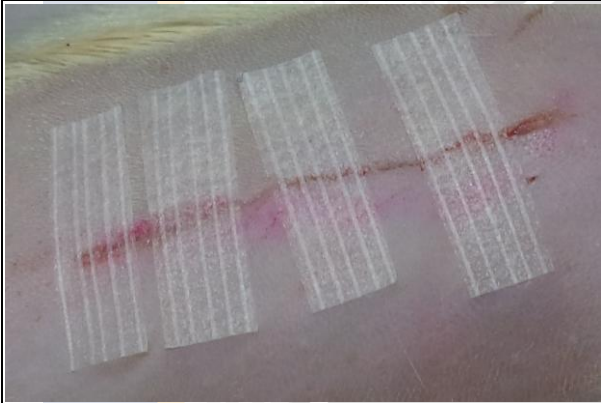
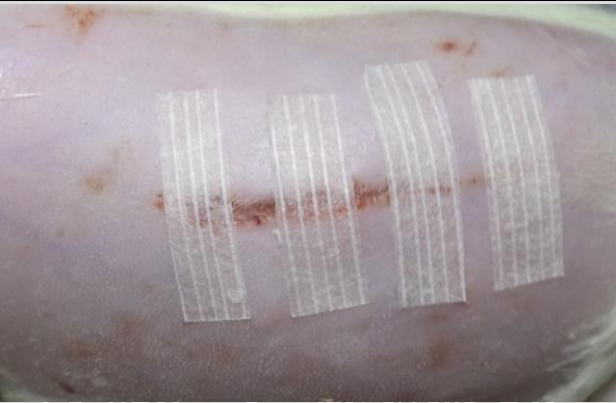
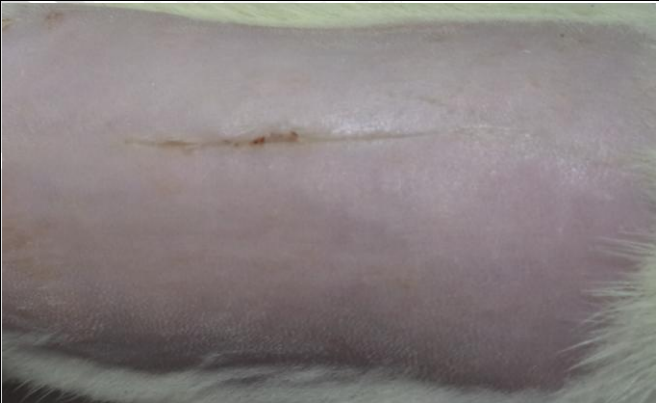






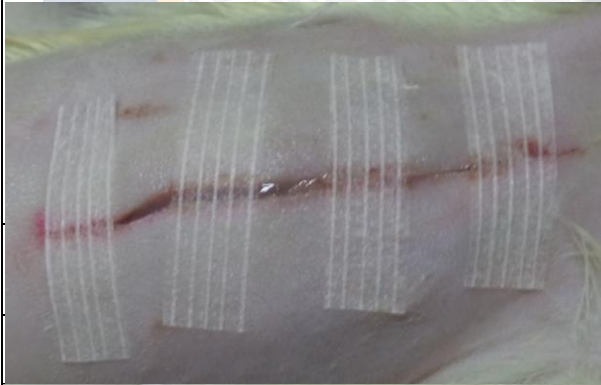
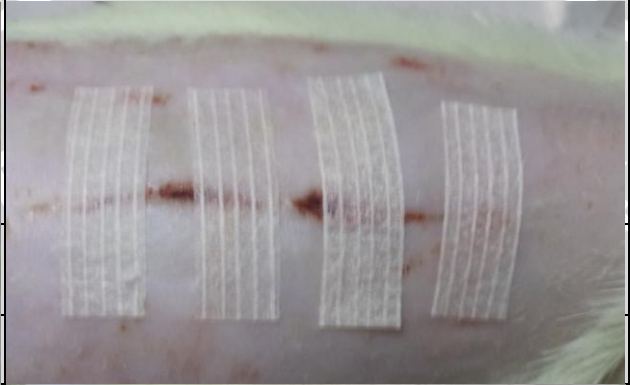





Lampiran 1. Hasil Skor Eritema

KELOMPOK TIKUS	HARI_3	HARI_6	HARI_9	HARI_12	HARI_14	MEAN	SD
KP	4	4.0	4.0	0	0	3,3	0,76
KP	2,5	1.5	0	0	0		
KP	4	2.5	0	0	0		
KP	2,5	0	0	0	0		
KP	3,5	3.0	1.5	0	0		
KN	4,5	1.5	0	0	0	4	0,35
KN	3,5	2.0	0	0	0		
KN	4	1.5	1.5	0	0		
KN	4	2.5	2.5	2.0	0		
KN	4	3.5	0	0	0		
P1	4,5	0	0	0	0	3,9	0,55
P1	4	0	0	0	0		
P1	3	0	0	0	0		
P1	4	0	0	0	0		
P1	4	3.0	0	0	0		
P2	4	0	0	0	0	3,1	1,24
P2	3,5	0	0	0	0		
P2	3	2.0	0	0	0		
P2	1	0	0	0	0		
P2	4	0	0	0	0		
P3	3	0	0	0	0	2,4	0,55
P3	2,5	0	0	0	0		
P3	2,5	0	0	0	0		
P3	1,5	0	0	0	0		
P3	2,5	0	0	0	0		


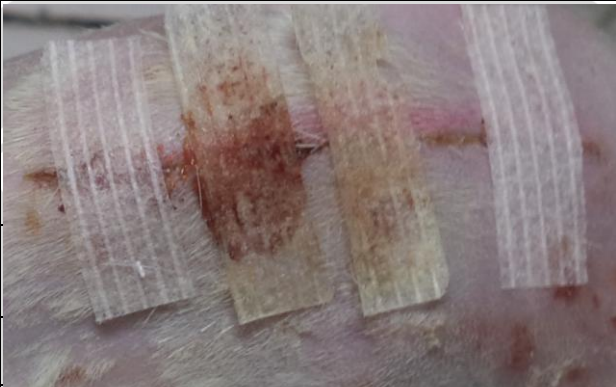




Lampiran 2. Foto Tikus Hasil Penelitian
 KELOMPOK EKSTRAK KUNCUP BUNGA CENGKEH 20% (KODE A1)

HARI KE-0		HARI KE-3		HARI KE-6	
					
<i>Wound Closure Strip</i>	Transparan Film Dressing				
HARI KE-9		HARI KE-12		HARI KE-14	
					

KELOMPOK EKSTRAK KUNCUP BUNGA CENGKEH 20% (KODE A2)

HARI KE-0	HARI KE-3	HARI KE-6
		
		
		


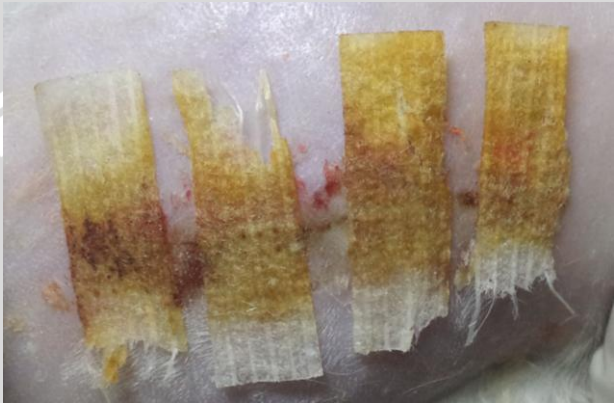
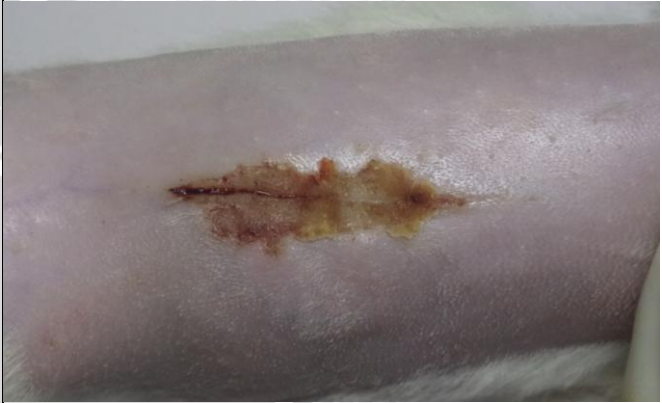




KELOMPOK EKSTRAK KUNCUP BUNGA CENGKEH 20% (KODE A3)

HARI KE-0		HARI KE-3		HARI KE-6	
					
					



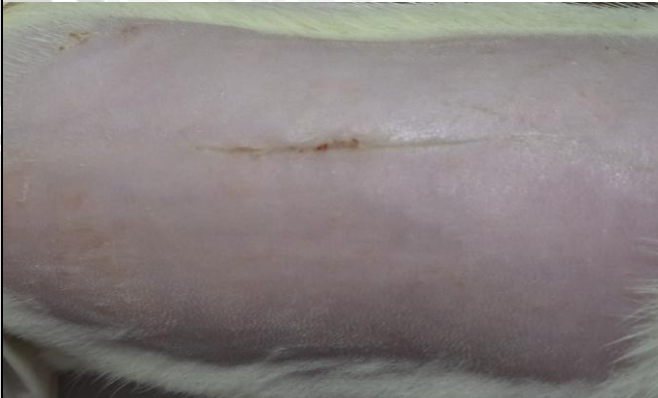


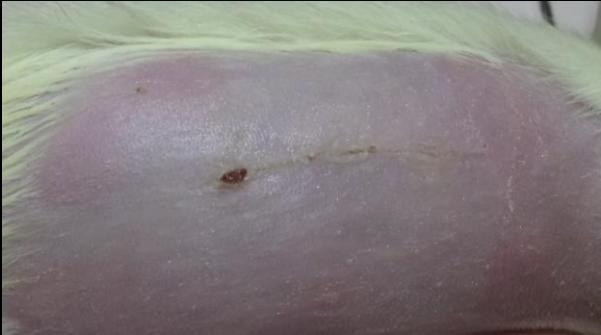





KELOMPOK EKSTRAK KUNCUP BUNGA CENGKEH 20% (KODE A4)



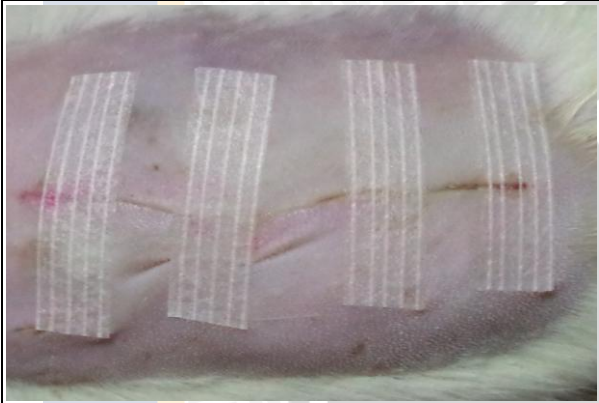
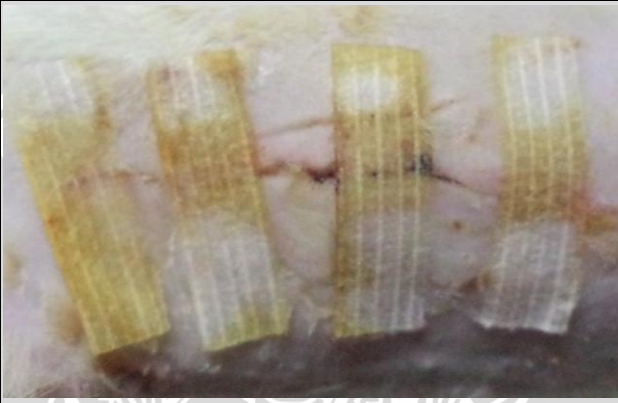





KELOMPOK EKSTRAK KUNCUP BUNGA CENGKEH 20% (KODE A5)

HARI KE-0		HARI KE-3		HARI KE-6	
					
Wound Closure Strip	Transparan Film Dressing				
HARI KE-9		HARI KE-12		HARI KE-14	
					



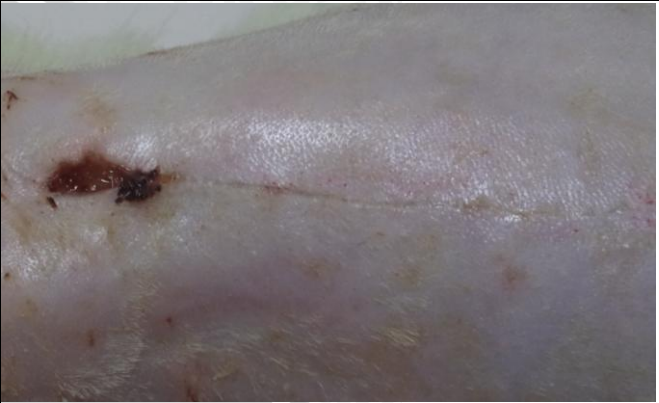




KELOMPOK EKSTRAK KUNCUP BUNGA CENGKEH 40% (KODE B1)

HARI KE-0		HARI KE-3		HARI KE-6	
					
Wound Closure Strip	Transparan Film Dressing				
HARI KE-9		HARI KE-12		HARI KE-14	
					
					

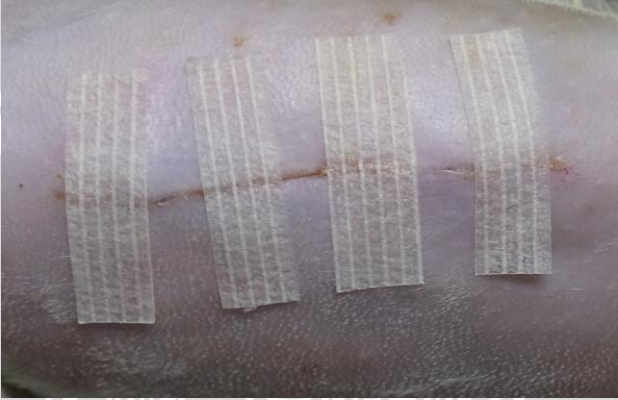
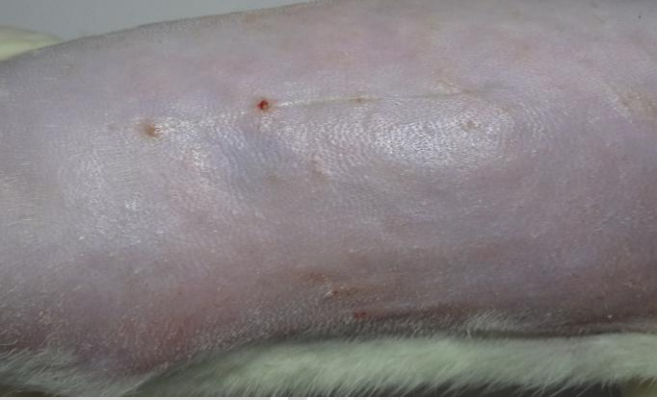




KELOMPOK EKSTRAK KUNCUP BUNGA CENGKEH 40% (KODE B2)

HARI KE-0		HARI KE-3		HARI KE-6	
					
<i>Wound Closure Strip</i>	Transparan Film Dressing				
HARI KE-9		HARI KE-12		HARI KE-14	
					


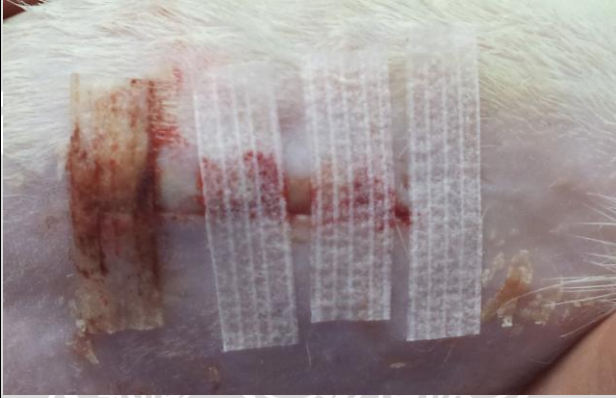


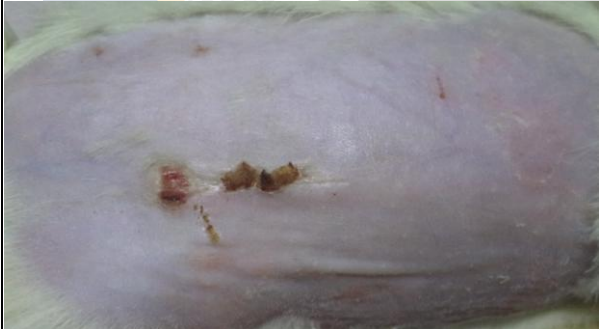


KELOMPOK EKSTRAK KUNCUP BUNGA CENGKEH 40% (KODE B3)

HARI KE-0		HARI KE-3		HARI KE-6	
					
Wound Closure Strip	Transparan Film Dressing				
HARI KE-9		HARI KE-12		HARI KE-14	
					

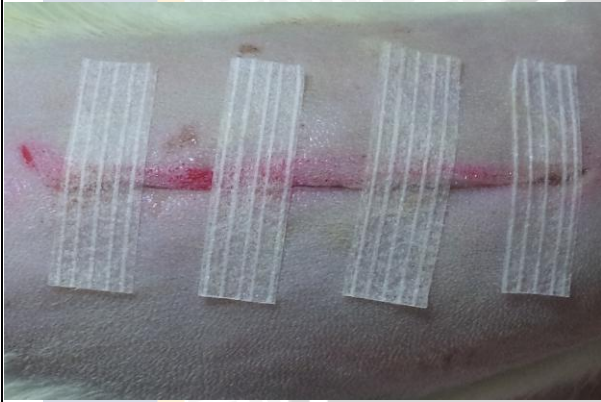
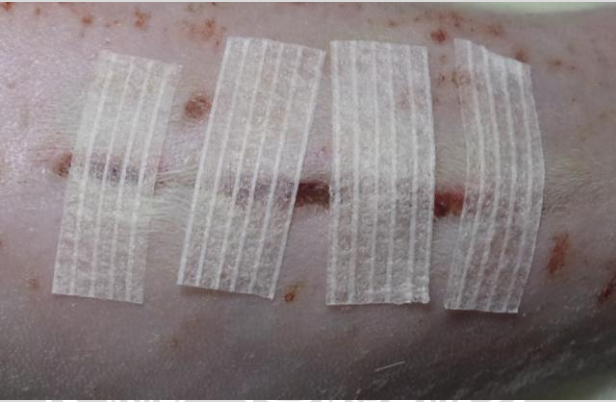





KELOMPOK EKSTRAK KUNCUP BUNGA CENGKEH 40% (KODE B4)

HARI KE-0		HARI KE-3		HARI KE-6	
					
<i>Wound Closure Strip</i>	Transparan Film Dressing				
HARI KE-9		HARI KE-12		HARI KE-14	
					


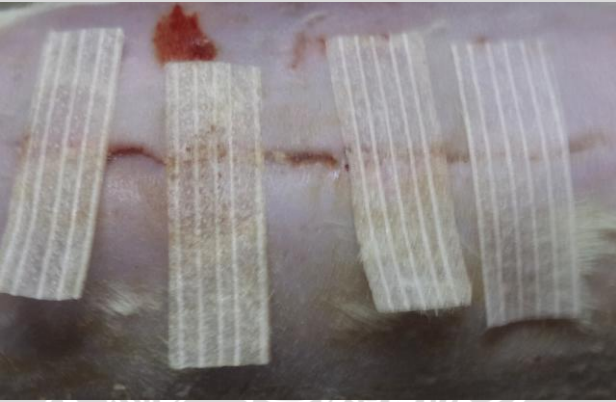





KELOMPOK EKSTRAK KUNCUP BUNGA CENGKEH 40% (KODE B5)

HARI KE-0		HARI KE-3		HARI KE-6	
					
<i>Wound Closure Strip</i>	Transparan Film Dressing				
HARI KE-9		HARI KE-12		HARI KE-14	
					


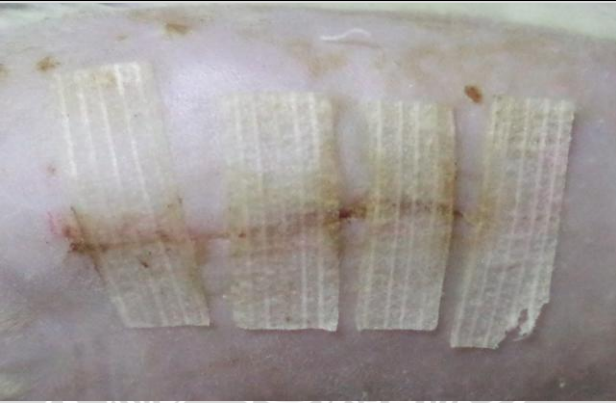





KELOMPOK EKSTRAK KUNCUP BUNGA CENGKEH 60% (KODE C1)

HARI KE-0		HARI KE-3		HARI KE-6	
					
<i>Wound Closure Strip</i>	Transparan Film Dressing				
HARI KE-9		HARI KE-12		HARI KE-14	
					

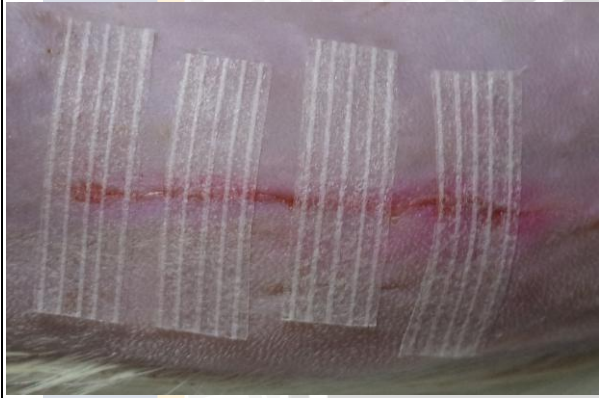
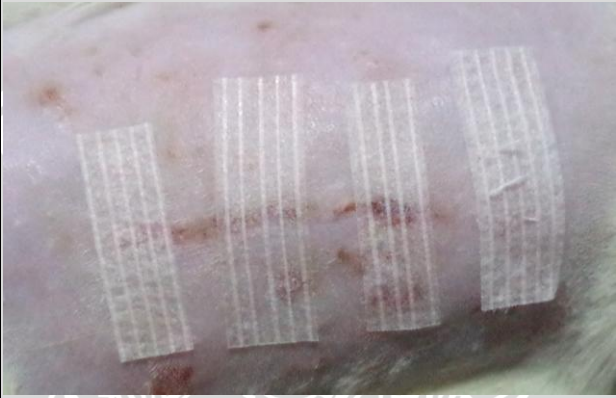
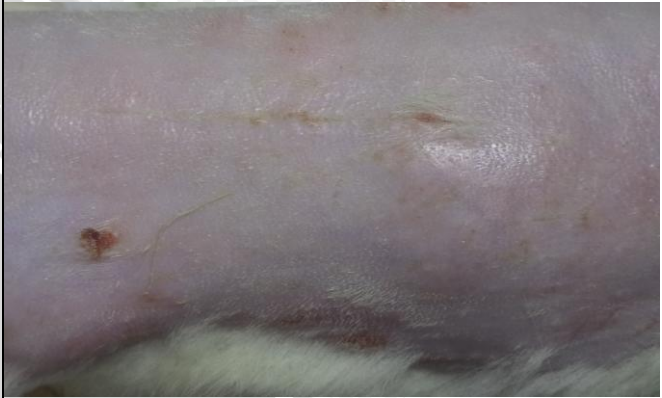




KELOMPOK EKSTRAK KUNCUP BUNGA CENGKEH 60% (KODE C2)

HARI KE-0		HARI KE-3		HARI KE-6	
					
Wound Closure Strip	Transparan Film Dressing				
HARI KE-9		HARI KE-12		HARI KE-14	
					


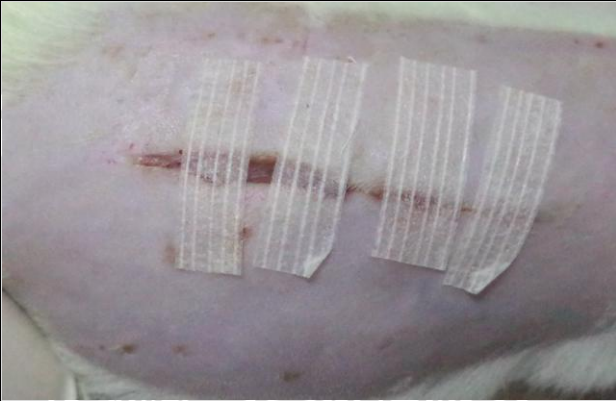





KELOMPOK EKSTRAK KUNCUP BUNGA CENGKEH 60% (KODE C3)

HARI KE-0		HARI KE-3		HARI KE-6	
					
<i>Wound Closure Strip</i>	Transparan Film Dressing				
HARI KE-9		HARI KE-12		HARI KE-14	
					

KELOMPOK EKSTRAK KUNCUP BUNGA CENGKEH 60% (KODE C4)

HARI KE-0		HARI KE-3		HARI KE-6	
					
<i>Wound Closure Strip</i>	Transparan Film Dressing				
HARI KE-9		HARI KE-12		HARI KE-14	
					

KELOMPOK EKSTRAK KUNCUP BUNGA CENGKEH 60% (KODE C5)

HARI KE-0		HARI KE-3		HARI KE-6	
					
<i>Wound Closure Strip</i>	Transparan Film Dressing				
HARI KE-9		HARI KE-12		HARI KE-14	
					

Lampiran 3. Hasil Uji Statistik

Lampiran 3. Hasil Uji Statistik

Case Processing Summary

	KELOMPOK_TIKUS	Cases					
		Valid		Missing		Total	
		N	Percent	N	Percent	N	Percent
	KPOS	5	100,0%	0	0,0%	5	100,0%
	KNEG	5	100,0%	0	0,0%	5	100,0%
ERITEMA	DOSIS 20%	5	100,0%	0	0,0%	5	100,0%
	DOSIS 40%	5	100,0%	0	0,0%	5	100,0%
	DOSIS 60%	5	100,0%	0	0,0%	5	100,0%

Descriptives

	KELOMPOK_TIKUS	Statistic	Std. Error	
ERITEMA	Mean	3,3000	,33912	
	95% Confidence Interval for Mean	Lower Bound	2,3585	
		Upper Bound	4,2415	
	5% Trimmed Mean	3,3056		
	Median	3,5000		
	Variance	,575		
	Std. Deviation	,75829		
	Minimum	2,50		
	Maximum	4,00		
	Range	1,50		
	Interquartile Range	1,50		
	Skewness	-,315	,913	
	Kurtosis	-3,081	2,000	
	Mean	4,0000	,15811	
95% Confidence Interval for Mean	Lower Bound	3,5610		
	Upper Bound	4,4390		
KNEG	5% Trimmed Mean	4,0000		
	Median	4,0000		
	Variance	,125		
	Std. Deviation	,35355		



	Minimum		3,50	
	Maximum		4,50	
	Range		1,00	
	Interquartile Range		,50	
	Skewness		,000	,913
	Kurtosis		2,000	2,000
	Mean		3,9000	,24495
	95% Confidence Interval for	Lower Bound	3,2199	
	Mean	Upper Bound	4,5801	
	5% Trimmed Mean		3,9167	
	Median		4,0000	
	Variance		,300	
DOSIS 20%	Std. Deviation		,54772	
	Minimum		3,00	
	Maximum		4,50	
	Range		1,50	
	Interquartile Range		,75	
	Skewness		-1,293	,913
	Kurtosis		2,917	2,000
	Mean		3,1000	,55678
	95% Confidence Interval for	Lower Bound	1,5541	
	Mean	Upper Bound	4,6459	
	5% Trimmed Mean		3,1667	
	Median		3,5000	
	Variance		1,550	
DOSIS 40%	Std. Deviation		1,24499	
	Minimum		1,00	
	Maximum		4,00	
	Range		3,00	
	Interquartile Range		2,00	
	Skewness		-1,671	,913
	Kurtosis		2,815	2,000
	Mean		2,4000	,24495
DOSIS 60%	95% Confidence Interval for	Lower Bound	1,7199	
	Mean	Upper Bound	3,0801	

5% Trimmed Mean	2,4167	
Median	2,5000	
Variance	,300	
Std. Deviation	,54772	
Minimum	1,50	
Maximum	3,00	
Range	1,50	
Interquartile Range	,75	
Skewness	-1,293	,913
Kurtosis	2,917	2,000

Tests of Normality

	KELOMPOK_TIKUS	Kolmogorov-Smirnov ^a			Shapiro-Wilk		
		Statistic	df	Sig.	Statistic	df	Sig.
	KPOS	,254	5	,200*	,803	5	,086
	KNEG	,300	5	,161	,883	5	,325
ERITEMA	DOSIS 20%	,372	5	,022	,828	5	,135
	DOSIS 40%	,268	5	,200*	,806	5	,090
	DOSIS 60%	,372	5	,022	,828	5	,135

*. This is a lower bound of the true significance.

a. Lilliefors Significance Correction

Test of Homogeneity of Variance

	Levene Statistic	df1	df2	Sig.
Based on Mean	1,835	4	20	,162
Based on Median	,984	4	20	,438
ERITEMA Based on Median and with adjusted df	,984	4	10,052	,459
Based on trimmed mean	1,707	4	20	,188





Oneway

Descriptives

ERITEMA

	N	Mean	Std. Deviation	Std. Error	95% Confidence Interval for Mean		Minimum	Maximum
					Lower Bound	Upper Bound		
KPOS	5	3,3000	,75829	,33912	2,3585	4,2415	2,50	4,00
KNEG	5	4,0000	,35355	,15811	3,5610	4,4390	3,50	4,50
DOSIS 20%	5	3,9000	,54772	,24495	3,2199	4,5801	3,00	4,50
DOSIS 40%	5	3,1000	1,24499	,55678	1,5541	4,6459	1,00	4,00
DOSIS 60%	5	2,4000	,54772	,24495	1,7199	3,0801	1,50	3,00
Total	25	3,3400	,90967	,18193	2,9645	3,7155	1,00	4,50

Test of Homogeneity of Variances

ERITEMA

Levene Statistic	df1	df2	Sig.
1,835	4	20	,162

ANOVA

ERITEMA

	Sum of Squares	df	Mean Square	F	Sig.
Between Groups	8,460	4	2,115	3,711	,020
Within Groups	11,400	20	,570		

Total	19,860	24			
-------	--------	----	--	--	--

Post Hoc Tests

Multiple Comparisons

Dependent Variable: ERITEMA

Tukey HSD

(I) KELOMPOK_TIKUS	(J) KELOMPOK_TIKUS	Mean Difference (I-J)	Std. Error	Sig.	95% Confidence Interval	
					Lower Bound	Upper Bound
KPOS	KNEG	-,70000	,47749	,595	-2,1288	,7288
	DOSIS 20%	-,60000	,47749	,719	-2,0288	,8288
	DOSIS 40%	,20000	,47749	,993	-1,2288	1,6288
	DOSIS 60%	,90000	,47749	,357	-,5288	2,3288
KNEG	KPOS	,70000	,47749	,595	-,7288	2,1288
	DOSIS 20%	,10000	,47749	1,000	-1,3288	1,5288
	DOSIS 40%	,90000	,47749	,357	-,5288	2,3288
	DOSIS 60%	1,60000*	,47749	,024	,1712	3,0288
DOSIS 20%	KPOS	,60000	,47749	,719	-,8288	2,0288
	KNEG	-,10000	,47749	1,000	-1,5288	1,3288
	DOSIS 40%	,80000	,47749	,470	-,6288	2,2288
	DOSIS 60%	1,50000*	,47749	,037	,0712	2,9288
DOSIS 40%	KPOS	-,20000	,47749	,993	-1,6288	1,2288
	KNEG	-,90000	,47749	,357	-2,3288	,5288
	DOSIS 20%	-,80000	,47749	,470	-2,2288	,6288

DOSIS 60%	DOSIS 60%	,70000	,47749	,595	-,7288	2,1288
	KPOS	-,90000	,47749	,357	-2,3288	,5288
	KNEG	-1,60000*	,47749	,024	-3,0288	-,1712
	DOSIS 20%	-1,50000*	,47749	,037	-2,9288	-,0712
	DOSIS 40%	-,70000	,47749	,595	-2,1288	,7288

*. The mean difference is significant at the 0.05 level.

Homogeneous Subsets

ERITEMA

Tukey HSD

KELOMPOK_TIKUS	N	Subset for alpha = 0.05	
		1	2
DOSIS 60%	5	2,4000	
DOSIS 40%	5	3,1000	3,1000
KPOS	5	3,3000	3,3000
DOSIS 20%	5		3,9000
KNEG	5		4,0000
Sig.		,357	,357

Means for groups in homogeneous subsets are displayed.

a. Uses Harmonic Mean Sample Size = 5,000.

Correlations

Descriptive Statistics			
	Mean	Std. Deviation	N
DOSIS	40,00	16,903	15
ERITEMA	3,1333	1,00830	15

Correlations			
		DOSIS	ERITEMA
DOSIS	Pearson Correlation	1	-,629*
	Sig. (2-tailed)		,012
	N	15	15
ERITEMA	Pearson Correlation	-,629*	1
	Sig. (2-tailed)	,012	
	N	15	15

*. Correlation is significant at the 0.05 level (2-tailed).

Regression

Notes

Output Created	28-MAY-2014 20:22:01	
Comments		
Input	Active Dataset	DataSet4
	Filter	<none>
	Weight	<none>
	Split File	<none>
	N of Rows in Working Data	15
File		
Missing Value Handling	Definition of Missing	User-defined missing values are treated as missing.
	Missing Value Handling	Statistics are based on cases with no missing values for any variable used.
	Cases Used	

Syntax	REGRESSION /MISSING LISTWISE /STATISTICS COEFF OUTS R ANOVA /CRITERIA=PIN(.05) POUT(.10) /NOORIGIN /DEPENDENT ERITEMA /METHOD=ENTER DOSIS.
Resources	Processor Time 00:00:00,02 Elapsed Time 00:00:00,03 Memory Required 1380 bytes Additional Memory Required for Residual Plots 0 bytes

[DataSet4]

Variables Entered/Removed^a

Model	Variables Entered	Variables Removed	Method
1	DOSIS ^b	.	Enter

a. Dependent Variable: ERITEMA

b. All requested variables entered.

Model Summary

Model	R	R Square	Adjusted R Square	Std. Error of the Estimate
1	,629 ^a	,395	,349	,81374

a. Predictors: (Constant), DOSIS

ANOVA^a

Model	Sum of Squares	df	Mean Square	F	Sig.
-------	----------------	----	-------------	---	------



1	Regression	5,625	1	5,625	8,495	,012 ^b
	Residual	8,608	13	,662		
	Total	14,233	14			

a. Dependent Variable: ERITEMA

b. Predictors: (Constant), DOSIS

Coefficients^a

Model		Unstandardized Coefficients		Standardized Coefficients	t	Sig.
		B	Std. Error	Beta		
1	(Constant)	4,633	,556		8,335	,000
	DOSIS	-,038	,013	-,629	-2,915	,012

a. Dependent Variable: ERITEMA

Means Plots

