



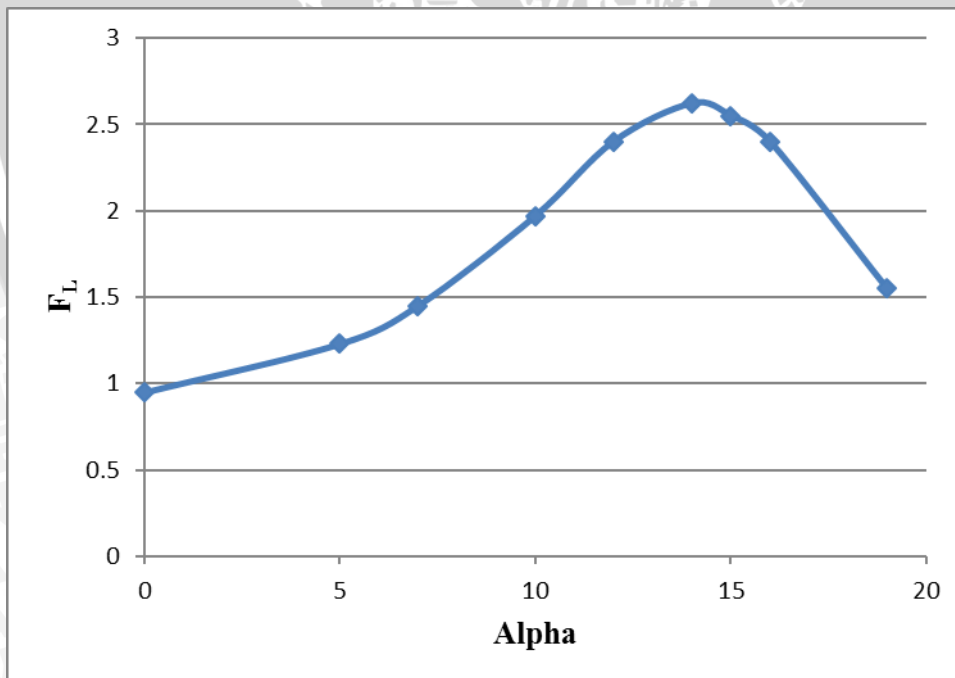
DATA HASIL PENELITIAN *WIND TUNNEL*

Tabel Data Analisa Aerodinamik dari Sayap Delta 30° dan 60°

sayap 30 derajat		
alpha	drag (N)	lift (N)
0	0.15	0.95
5	0.22	1.2
7	0.275	1.4
10	0.34	1.9
12	0.42	2.4
14	0.49	2.62
15	0.51	2.55
16	0.56	2.4
19	0.75	1.55

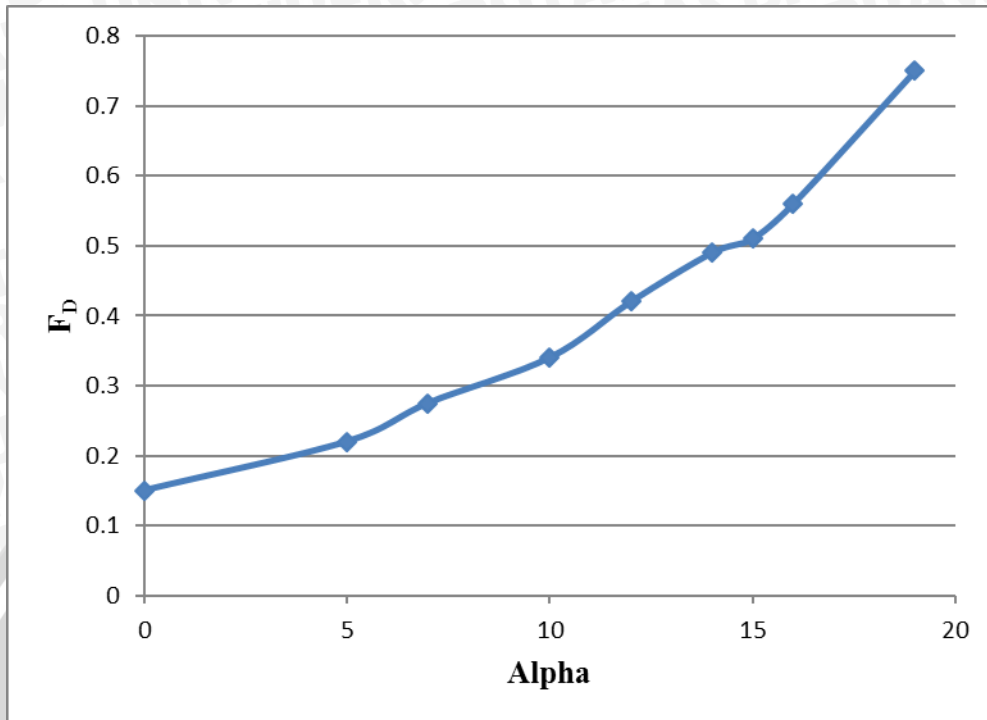
sayap 60 derajat		
alpha	drag (N)	lift (N)
0	0.15	0.55
7	0.3	1.35
13	0.53	1.98
19	1	2.4
21	1.12	2.53
23	1.2	2.65
24	1.25	2.55
25	1.35	2.43

Grafik gaya *lift* dan gaya *drag* sayap delta 30°



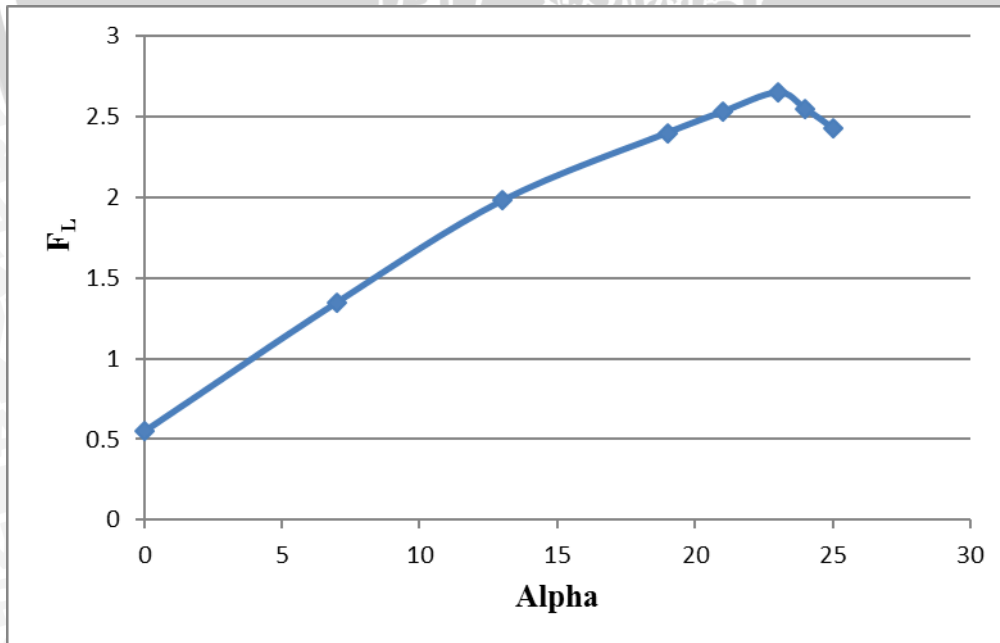
Grafik gaya *Lift*





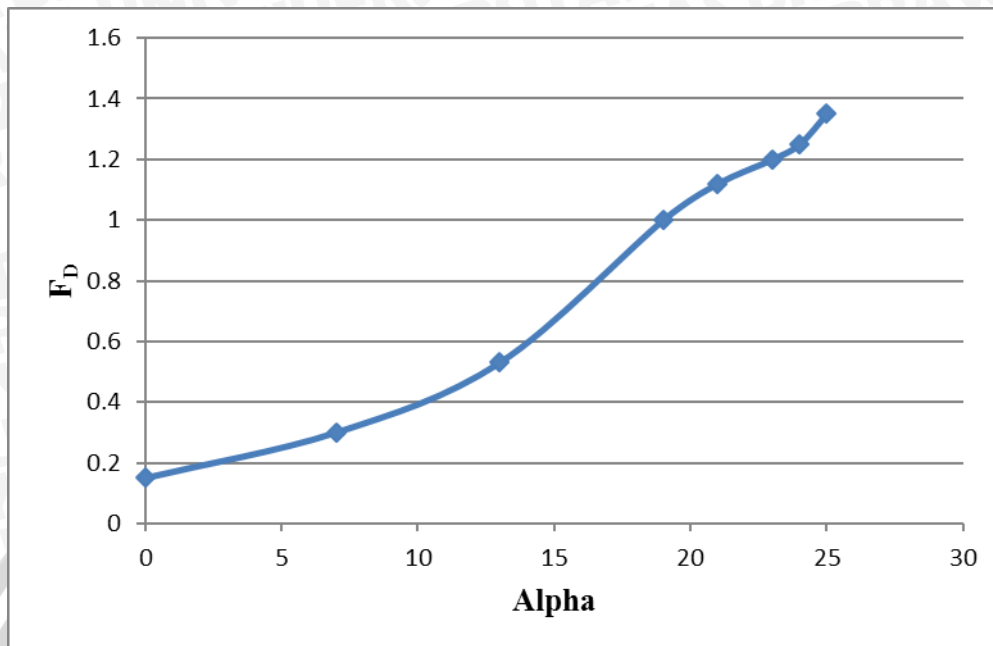
Grafik gaya *Drag*

Grafik gaya *lift* dan gaya *drag* sayap delta 60°



Grafik gaya *Lift*





Grafik gaya *Drag*

Yang bertanggung jawab,
Laboran Mekanika Fluida
Teknik Mesin FTI-ITS

Sutrisno
NIP. 196503191987021001

