

Lampiran 1
Estimasi Biomassa Vegetasi RTH Median Jalan Ahmad Yani Tahun 2014

No.	Jenis Vegetasi	Tinggi (meter)	Berat Basah Total (gram)		Berat Basah Contoh (gram)		Berat Kering Contoh (gram)		Berat Kering Total (gram)		Total Berat Kering (gram)	Jumlah Vegetasi	Total Biomassa Vegetasi (gram)
			D	B	D	B	D	B	D	B			
1.	Andong Merah	0,6	109,2	110,8	109,2	110,8	21,4	53,5	21,4	53,5	74,9	100	7486,1
2.	Ararea	0,3	197,8	102,2	197,8	102,2	34,8	15,2	34,8	15,2	50,0	40	2000,0
3.	Azalea Merah	0,4	560,0	280,0	300,0	280,0	84,8	109,6	158,3	109,6	267,8	80	21426,1
4.	Bligo	0,3	85,8	74,2	85,8	74,2	10,2	15,4	10,2	15,4	25,6	100	2560,0
5.	Bougenvil	0,3	88,0	92,0	88,0	92,0	28,9	42,1	28,9	42,0	70,9	40	2838,0
6.	Bunga Lilin	0,3	156,0	84,0	156,0	84,0	30,0	24,0	30,0	24,0	54,0	150	8100,0
7.	Melati Jepang	0,2	398,2	81,8	300,0	81,8	49,3	16,4	65,5	16,4	81,8	100	8181,8
8.	Pucuk Merah	0,5	246,7	153,3	246,7	153,3	107,8	75,6	107,8	75,6	183,3	78	14300,0
9.	Pucuk Merah	0,6	296,0	184,0	296,0	184,0	129,3	90,7	129,3	90,7	220,0	63	13860,0
10.	Puring	0,4	165,2	74,8	165,2	74,8	25,7	15,1	25,7	15,1	40,8	140	5713,4
11.	Rombusa	0,3	230,5	169,5	230,5	169,5	47,5	47,5	47,5	47,5	94,9	20	1898,3
12.	Rombusa Mini	0,3	436,5	663,5	300,0	300,0	84,0	106,6	122,2	235,7	357,9	80	28634,9
13.	Sambang Darah	0,2	201,1	38,9	201,1	38,9	55,1	9,7	55,1	9,7	64,9	120	7783,8
14.	Tricolor Merah	0,5	98,8	51,2	98,8	51,2	16,5	7,3	16,5	7,3	23,8	120	2853,7
JUMLAH									853,2	757,5	1.610,7	1.231	127.636,0

Keterangan: D = Daun; B = Batang

Lampiran 2
Estimasi Biomassa Vegetasi RTH Median Jalan S. Parman Tahun 2014

No.	Jenis Vegetasi	Tinggi (meter)	Berat Basah Total (gram)		Berat Basah Contoh (gram)		Berat Kering Contoh (gram)		Berat Kering Total (gram)		Total Berat Kering (gram)	Jumlah Vegetasi	Total Biomassa Vegetasi (gram)
			D	B	D	B	D	B	D	B			
1.	Ararea	0,3	197,8	102,2	197,8	102,2	34,8	15,2	34,8	15,2	50,0	130	6500,0
2.	Azalea Merah	0,4	560,0	280,0	300,0	280,0	84,8	109,6	158,3	109,6	267,8	200	53565,2
3.	Bougenvil	0,3	88,0	92,0	88,0	92,0	28,9	42,1	28,9	42,0	70,9	90	6385,4
4.	Bunga Lilin	0,3	156,0	84,0	156,0	84,0	30,0	24,0	30,0	24,0	54,0	180	9720,0
5.	Melati Jepang	0,2	398,2	81,8	300,0	81,8	49,3	16,4	65,5	16,4	81,8	340	27818,2
6.	Bligo	0,3	85,8	74,2	85,8	74,2	10,2	15,4	10,2	15,4	25,6	240	6144,0
7.	Pucuk Merah	0,5	246,7	153,3	246,7	153,3	107,8	75,6	107,8	75,6	183,3	282	51700,0
8.	Pucuk Merah	0,6	296,0	184,0	296,0	184,0	129,3	90,7	129,3	90,7	220,0	184	40480,0
9.	Puring	0,4	165,2	74,8	165,2	74,8	25,7	15,1	25,7	15,1	40,8	720	29383,0
10.	Rombusa Mini	0,3	436,5	663,5	300,0	300,0	84,0	106,6	122,2	235,7	357,9	400	143174,6
11.	Rombusa	0,3	172,9	127,1	172,9	127,1	35,6	35,6	35,6	35,6	71,2	300	21355,9
12.	Sambang Darah	0,2	201,1	38,9	201,1	38,9	55,1	9,7	55,1	9,7	64,9	700	45405,4
13.	Tricolor Merah	0,5	98,8	51,2	98,8	51,2	16,5	7,3	16,5	7,3	23,8	120	2853,7
14.	Wali Songo	0,2	266,4	93,6	266,4	93,6	59,7	18,5	59,7	18,5	78,2	170	13289,1
JUMLAH									879,6	710,7	1.590,3	4.056	457.774,5

Keterangan: D = Daun; B = Batang

Lampiran 3
Estimasi Biomassa Vegetasi RTH Median Jalan Letjen Sutoyo Tahun 2014

No.	Jenis Vegetasi	Tinggi (meter)	Berat Basah Total (gram)		Berat Basah Contoh (gram)		Berat Kering Contoh (gram)		Berat Kering Total (gram)		Total Berat Kering (gram)	Jumlah Vegetasi	Total Biomassa Vegetasi (gram)
			D	B	D	B	D	B	D	B			
1.	Bligo	0,3	85,8	74,2	85,8	74,2	10,2	15,4	10,2	15,4	25,60	240	6144,0
2.	Bougenvil	0,3	88,0	92,0	88,0	92,0	28,9	42,1	28,9	42,0	70,95	130	9223,4
3.	Bunga Lantana Ungu	0,2	99,8	60,2	99,8	60,2	28,5	22,2	28,5	22,2	50,69	140	7097,0
4.	Bunga Lilin	0,3	156,0	84,0	156,0	84,0	30,0	24,0	30,0	24,0	54,00	1140	61560,0
5.	Melati Jepang	0,2	398,2	81,8	300,0	81,8	49,3	16,4	65,5	16,4	81,82	280	22909,1
6.	Pucuk Merah	0,5	246,7	153,3	246,7	153,3	107,8	75,6	107,8	75,6	183,33	290	53166,7
7.	Pucuk Merah	0,6	296,0	184,0	296,0	184,0	129,3	90,7	129,3	90,7	220,00	230	50600,0
8.	Puring	0,4	165,2	74,8	165,2	74,8	25,7	15,1	25,7	15,1	40,81	760	31015,4
9.	Rombusa	0,3	172,9	127,1	172,9	127,1	35,6	35,6	35,6	35,6	71,19	180	12813,6
10.	Rombusa Mini	0,3	436,5	663,5	300,0	300,0	84,0	106,6	122,2	235,7	357,94	420	150333,3
11.	Sambang Darah	0,2	201,1	38,9	201,1	38,9	55,1	9,7	55,1	9,7	64,86	560	36324,3
12.	Wali Songo	0,2	266,4	93,6	266,4	93,6	59,7	18,5	59,7	18,5	78,17	90	7035,4
JUMLAH									698,6	600,8	1.299,36	4.460	448.222,2

Keterangan: D = Daun; B = Batang

Lampiran 4
Estimasi Biomassa Vegetasi RTH Median Jalan Jaksa Agung Suprpto Tahun 2014

No.	Jenis Vegetasi	Tinggi (meter)	Berat Basah Total (gram)		Berat Basah Contoh (gram)		Berat Kering Contoh (gram)		Berat Kering Total (gram)		Total Berat Kering (gram)	Jumlah Vegetasi	Total Biomassa Vegetasi (gram)
			D	B	D	B	D	B	D	B			
1.	Alamanda	0,4	80,4	119,6	80,4	119,6	18,6	39,2	18,6	39,2	57,7	580	33484,5
2.	Ararea	0,4	263,8	136,2	263,8	136,2	46,4	20,3	46,4	20,3	66,7	140	9333,3
3.	Bligo	0,4	107,2	92,8	107,2	92,8	12,8	19,2	12,8	19,2	32,0	160	5120,0
4.	Bougenvil	0,4	176,1	183,9	176,1	183,9	57,8	84,1	57,8	84,1	141,9	450	63854,0
5.	Bunga Lantana Ungu	0,3	124,8	75,2	124,8	75,2	35,6	27,7	35,6	27,7	63,4	320	20277,2
6.	Melati Jepang	0,3	497,7	102,3	300,0	102,3	49,3	20,5	81,8	20,5	102,3	340	34772,7
7.	Pucuk Merah	0,5	246,7	153,3	246,7	153,3	107,8	75,6	107,8	75,6	183,3	320	58666,7
8.	Pucuk Merah	0,6	296,0	184,0	296,0	184,0	129,3	90,7	129,3	90,7	220,0	230	50600,0
9.	Rombusa	0,4	230,5	169,5	230,5	169,5	47,5	47,5	47,5	47,5	94,9	220	20881,4
10.	Rombusa Mini	0,4	523,8	796,2	300,0	300,0	84,0	106,6	146,7	282,9	429,5	420	180400,0
11.	Sambang Darah	0,3	268,1	51,9	268,1	51,9	73,5	13,0	73,5	13,0	86,5	340	29405,4
12.	Song of India	0,4	503,9	156,1	300,0	156,1	61,3	28,4	102,9	28,4	131,3	150	19693,5
JUMLAH									860,7	748,8	1609,5	3.670	526.488,8

Keterangan: D = Daun; B = Batang

Lampiran 5
Estimasi Biomassa Vegetasi RTH Median Jalan Basuki Rahmat Tahun 2014

No.	Jenis Vegetasi	Tinggi (meter)	Berat Basah Total (gram)		Berat Basah Contoh (gram)		Berat Kering Contoh (gram)		Berat Kering Total (gram)		Total Berat Kering (gram)	Jumlah Vegetasi	Total Biomassa Vegetasi (gram)
			D	B	D	B	D	B	D	B			
1.	Ararea	0,4	263,8	136,2	263,8	136,2	46,4	20,3	46,4	20,3	66,7	160	10.666,7
2.	Bougenvil	0,4	176,1	183,9	176,1	183,9	57,8	84,1	57,8	84,1	141,9	120	17.027,7
3.	Melati	0,4	361,1	638,9	300,0	300,0	184,6	104,3	222,2	222,2	444,4	300	133.333,3
4.	MelatiJepang	0,3	497,7	102,3	300,0	102,3	49,3	20,5	81,8	20,5	102,3	80	8.181,8
5.	Bligo	0,4	107,2	92,8	107,2	92,8	12,8	19,2	12,8	19,2	32,0	240	7.680,0
6.	PucukMerah	0,5	246,7	153,3	246,7	153,3	107,8	75,6	107,8	75,6	183,3	198	36.300,0
7.	PucukMerah	0,6	296,0	184,0	296,0	184,0	129,3	90,7	129,3	90,7	220,0	146	32.120,0
8.	Rombusa Mini	0,4	523,8	796,2	300,0	300,0	84,0	106,6	146,7	282,9	429,5	480	206.171,4
9.	Rombusa	0,4	230,5	169,5	230,5	169,5	47,5	47,5	47,5	47,5	94,9	420	39.864,4
10.	SambangDarah	0,3	268,1	51,9	268,1	51,9	73,5	13,0	73,5	13,0	86,5	100	8.648,6
11.	Song of India	0,4	503,9	156,1	300,0	156,1	61,3	28,4	102,9	28,4	131,3	40	5.251,6
JUMLAH									1.028,7	904,2	1.932,8	2.284	505.245,7

Keterangan: D = Daun; B = Batang

Lampiran 6
Rincian Biaya Operasional RTH Median Jalan Tahun 2012

No.	Uraian Pekerjaan	Volume	Satuan	Harga Satuan	Jumlah Harga
1	Penyiraman Tanaman (288 hari/tahun)				Rp135.497.664,00
	Bahan Bakar Premium (5 liter/hari)	1440	liter	Rp4.500,00	Rp6.480.000,00
	Bahan Bakar Solar (25 liter/hari)	7200	liter	Rp4.500,00	Rp32.400.000,00
	Air (7 tangki @ 3.000 liter/hari)	6048	m3	Rp3.118,00	Rp18.857.664,00
	Tenaga Penyiram (1 armada @ 2 orang)	1728	hari kerja	Rp45.000,00	Rp77.760.000,00
2	Penyiangan dan Pendagiran (36 hari/tahun)				Rp9.789.000,00
	Cetok	6	unit	Rp10.000,00	Rp60.000,00
	Sak Glangsing	6	unit	Rp1.500,00	Rp9.000,00
	Tenaga Penyiang (6 orang)	216	hari kerja	Rp45.000,00	Rp9.720.000,00
3	Pemangkasan (6 hari/tahun)				Rp2.520.000,00
	Gunting ranting	6	unit	Rp50.000,00	Rp300.000,00
	Tenaga Pemangkas (6 orang)	36	hari kerja	Rp45.000,00	Rp1.620.000,00
	Sak Glangsing	6	unit	Rp100.000,00	Rp600.000,00
4	Pemupukan dan Pemberantasan Hama (4 hari/tahun)				Rp3.416.000,00
	Pupuk Anorganik	160	kg	Rp13.700,00	Rp2.192.000,00
	Insektisida	20	kg	Rp20.000,00	Rp400.000,00
	Hand Sprayer	4	unit	Rp26.000,00	Rp104.000,00
	Tenaga Pemupuk dan Pemberantas Hama (4 orang)	16	hari kerja	Rp45.000,00	Rp720.000,00
5	Penyulaman (2 hari/tahun)				Rp4.213.175,60
	Tanaman Pengganti (2% dari total tanaman)	314	batang	Rp12.780,00	Rp4.013.175,60
	Tenaga Penanam (2 orang)	4	hari kerja	Rp45.000,00	Rp180.000,00
	Cetok	2	hari kerja	Rp10.000,00	Rp20.000,00
	TOTAL BIAYA OPERASIONAL (per tahun)				Rp155.435.839,60
	TOTAL BIAYA OPERASIONAL (per tahun/m²)				Rp46.688,65
	Biaya Operasional RTH A. Yani				Rp11.649.750,90
	Biaya Operasional RTH S. Parman				Rp38.830.012,94
	Biaya Operasional RTH Letjen. Sutoyo				Rp39.255.813,39
	Biaya Operasional RTH JA Suprpto				Rp41.086.008,30
	Biaya Operasional RTH Basuki Rahmat				Rp24.614.254,07
	Keseluruhan RTH Median Jalan				Rp155.435.839,60

Lampiran 7
Rincian Biaya Operasional RTH Median Jalan Tahun 2013

No.	Uraian Pekerjaan	Volume	Satuan	Harga Satuan	Jumlah Harga
1	Penyiraman Tanaman (288 hari/tahun)				Rp155.331.360,00
	Bahan Bakar Premium (5 liter/hari)	1440	liter	Rp6.500,00	Rp9.360.000,00
	Bahan Bakar Solar (25 liter/hari)	7200	liter	Rp5.500,00	Rp39.600.000,00
	Air (7 tangki @ 3.000 liter/hari)	6048	m ³	Rp3.445,00	Rp20.835.360,00
	Tenaga Penyiram (1 armada @ 2 orang)	1728	hari kerja	Rp49.500,00	Rp85.536.000,00
2	Penyiangan dan Pendagiran (36 hari/tahun)				Rp10.761.000,00
	Cetok	6	unit	Rp10.000,00	Rp60.000,00
	Sak Glangsing	6	unit	Rp1.500,00	Rp9.000,00
	Tenaga Penyiang (6 orang)	216	hari kerja	Rp49.500,00	Rp10.692.000,00
3	Pemangkasan (6 hari/tahun)				Rp2.091.000,00
	Gunting ranting	6	unit	Rp50.000,00	Rp300.000,00
	Tenaga Pemangkas (6 orang)	36	hari kerja	Rp49.500,00	Rp1.782.000,00
	Sak Glangsing	6	unit	Rp1.500,00	Rp9.000,00
4	Pemupukan dan Pemberantasan Hama (4 hari/tahun)				Rp3.622.800,00
	Pupuk Anorganik	160	kg	Rp14.385,00	Rp2.301.600,00
	Insektisida	20	kg	Rp21.000,00	Rp420.000,00
	Hand Sprayer	4	unit	Rp27.300,00	Rp109.200,00
	Tenaga Pemupuk dan Pemberantas Hama (4 orang)	16	hari kerja	Rp49.500,00	Rp792.000,00
5	Penyulaman (2 hari/tahun)				Rp4.454.129,80
	Tanaman Pengganti (2% dari total tanaman)	314	batang	Rp13.490,00	Rp4.236.129,80
	Tenaga Penanam (2 orang)	4	hari kerja	Rp49.500,00	Rp198.000,00
	Cetok	2	hari kerja	Rp10.000,00	Rp20.000,00
	TOTAL BIAYA OPERASIONAL (per tahun)				Rp176.260.289,80
	TOTAL BIAYA OPERASIONAL (per tahun/m²)				Rp52.943,74
	Biaya Operasional RTH A. Yani				Rp13.210.521,30
	Biaya Operasional RTH S. Parman				Rp44.032.247,33
	Biaya Operasional RTH Letjen. Sutoyo				Rp44.515.094,22
	Biaya Operasional RTH JA Suprpto				Rp46.590.488,71
	Biaya Operasional RTH Basuki Rahmat				Rp27.911.938,24
	Keseluruhan RTH Median Jalan				Rp176.260.289,80

Lampiran 8
Rincian Biaya Operasional RTH Median Jalan Tahun 2014

No.	Uraian Pekerjaan	Volume	Satuan	Harga Satuan	Jumlah Harga
1	Penyiraman Tanaman (288 hari/tahun)				Rp183.573.792,00
	Bahan Bakar Premium (5 liter/hari)	1440	liter	Rp8.500,00	Rp12.240.000,00
	Bahan Bakar Solar (25 liter/hari)	7200	liter	Rp7.500,00	Rp54.000.000,00
	Air (7 tangki @ 3.000 liter/hari)	6048	m3	Rp3.829,00	Rp23.157.792,00
	Tenaga Penyiram (1 armada @ 2 orang)	1728	hari kerja	Rp54.500,00	Rp94.176.000,00
2	Penyiangan dan Pendagiran (36 hari/tahun)				Rp11.841.000,00
	Cetok	6	unit	Rp10.000,00	Rp60.000,00
	Sak Glangsing	6	unit	Rp1.500,00	Rp9.000,00
	Tenaga Penyiang (6 orang)	216	hari kerja	Rp54.500,00	Rp11.772.000,00
3	Pemangkasan (6 hari/tahun)				Rp2.271.000,00
	Gunting ranting	6	unit	Rp50.000,00	Rp300.000,00
	Tenaga Pemangkas (6 orang)	36	hari kerja	Rp54.500,00	Rp1.962.000,00
	Sak Glangsing	6	unit	Rp1.500,00	Rp9.000,00
4	Pemupukan dan Pemberantasan Hama (4 hari/tahun)				Rp3.844.340,00
	Pupuk Anorganik	160	kg	Rp15.104,25	Rp2.416.680,00
	Insektisida	20	kg	Rp22.050,00	Rp441.000,00
	Hand Sprayer	4	unit	Rp28.665,00	Rp114.660,00
	Tenaga Pemupuk dan Pemberantas Hama (4 orang)	16	hari kerja	Rp54.500,00	Rp872.000,00
5	Penyulaman (2 hari/tahun)				Rp4.697.084,00
	Tanaman Pengganti (2% dari total tanaman)	314	batang	Rp14.200,00	Rp4.459.084,00
	Tenaga Penanam (2 orang)	4	hari kerja	Rp54.500,00	Rp218.000,00
	Cetok	2	hari kerja	Rp10.000,00	Rp20.000,00
	TOTAL BIAYA OPERASIONAL (per tahun)				Rp206.227.216,00
	TOTAL BIAYA OPERASIONAL (per tahun/m²)				Rp61.944,98
	Biaya Operasional RTH A. Yani				Rp15.456.510,55
	Biaya Operasional RTH S. Parman				Rp51.518.398,11
	Biaya Operasional RTH Letjen. Sutoyo				Rp52.083.336,30
	Biaya Operasional RTH JA Suprpto				Rp54.511.579,38
	Biaya Operasional RTH Basuki Rahmat				Rp32.657.391,65
	Keseluruhan RTH Median Jalan				Rp206.227.216,00

Lampiran 9

Perhitungan *Net Present Value* (NPV) Proyek Pembangunan RTH Median Jalan Kota Malang Tahun 2014

Jl. Ahmad Yani

Tahun	Tahun ke-	Biaya Investasi	Biaya Operasional	Total Biaya	Manfaat (Benefit)	Net Benefit	Discount Factor 7,5%	NPV
2013	0	Rp246.542.000,00	Rp2.201.753,55	Rp248.743.753,55	Rp68.663,60	-Rp248.675.089,95	1,00	-Rp248.675.089,95
2014	1	Rp0,00	Rp15.456.510,55	Rp15.456.510,55	Rp411.981,60	-Rp15.044.528,96	0,93	-Rp262.670.000,61
2015	2	Rp0,00	Rp15.456.510,55	Rp15.456.510,55	Rp411.981,60	-Rp15.044.528,96	0,87	-Rp275.688.522,15
2016	3	Rp0,00	Rp15.456.510,55	Rp15.456.510,55	Rp411.981,60	-Rp15.044.528,96	0,80	-Rp287.798.774,74
2017	4	Rp0,00	Rp15.456.510,55	Rp15.456.510,55	Rp411.981,60	-Rp15.044.528,96	0,75	-Rp299.064.125,99
2018	5	Rp0,00	Rp15.456.510,55	Rp15.456.510,55	Rp411.981,60	-Rp15.044.528,96	0,70	-Rp309.543.522,51
2019	6	Rp0,00	Rp15.456.510,55	Rp15.456.510,55	Rp411.981,60	-Rp15.044.528,96	0,65	-Rp319.291.798,33
2020	7	Rp0,00	Rp15.456.510,55	Rp15.456.510,55	Rp411.981,60	-Rp15.044.528,96	0,60	-Rp328.359.961,89
2021	8	Rp0,00	Rp15.456.510,55	Rp15.456.510,55	Rp411.981,60	-Rp15.044.528,96	0,56	-Rp336.795.462,88
2022	9	Rp0,00	Rp15.456.510,55	Rp15.456.510,55	Rp411.981,60	-Rp15.044.528,96	0,52	-Rp344.642.440,54
2023	10	Rp0,00	Rp15.456.510,55	Rp15.456.510,55	Rp411.981,60	-Rp15.044.528,96	0,49	-Rp351.941.954,64
2024	11	Rp0,00	Rp15.456.510,55	Rp15.456.510,55	Rp411.981,60	-Rp15.044.528,96	0,45	-Rp358.732.200,32
2025	12	Rp0,00	Rp15.456.510,55	Rp15.456.510,55	Rp411.981,60	-Rp15.044.528,96	0,42	-Rp365.048.707,93
2026	13	Rp0,00	Rp15.456.510,55	Rp15.456.510,55	Rp411.981,60	-Rp15.044.528,96	0,39	-Rp370.924.528,96
2027	14	Rp0,00	Rp15.456.510,55	Rp15.456.510,55	Rp411.981,60	-Rp15.044.528,96	0,36	-Rp376.390.408,99
2028	15	Rp0,00	Rp15.456.510,55	Rp15.456.510,55	Rp411.981,60	-Rp15.044.528,96	0,34	-Rp381.474.948,55
2029	16	Rp0,00	Rp15.456.510,55	Rp15.456.510,55	Rp411.981,60	-Rp15.044.528,96	0,31	-Rp386.204.752,79
2030	17	Rp0,00	Rp15.456.510,55	Rp15.456.510,55	Rp411.981,60	-Rp15.044.528,96	0,29	-Rp390.604.570,69
2031	18	Rp0,00	Rp15.456.510,55	Rp15.456.510,55	Rp411.981,60	-Rp15.044.528,96	0,27	-Rp394.697.424,55
2032	19	Rp0,00	Rp15.456.510,55	Rp15.456.510,55	Rp411.981,60	-Rp15.044.528,96	0,25	-Rp398.504.730,46
2033	20	Rp0,00	Rp15.456.510,55	Rp15.456.510,55	Rp411.981,60	-Rp15.044.528,96	0,24	-Rp402.046.410,39

Lanjutan Lampiran 9

Jl. S. Parman

Tahun	Tahun ke-	Biaya Investasi	Biaya Operasional	Total Biaya	Manfaat (Benefit)	Net Benefit	Discount Factor 7,5%	NPV
2013	0	Rp855.740.000,00	Rp7.338.707,89	Rp863.078.707,89	Rp246.266,32	-Rp862.832.441,57	1,00	-Rp862.832.441,57
2014	1	Rp0,00	Rp51.518.398,11	Rp51.518.398,11	Rp1.477.597,90	-Rp50.040.800,22	0,93	-Rp909.382.023,17
2015	2	Rp0,00	Rp51.518.398,11	Rp51.518.398,11	Rp1.477.597,90	-Rp50.040.800,22	0,87	-Rp952.683.959,54
2016	3	Rp0,00	Rp51.518.398,11	Rp51.518.398,11	Rp1.477.597,90	-Rp50.040.800,22	0,80	-Rp992.964.830,58
2017	4	Rp0,00	Rp51.518.398,11	Rp51.518.398,11	Rp1.477.597,90	-Rp50.040.800,22	0,75	-Rp1.030.435.408,30
2018	5	Rp0,00	Rp51.518.398,11	Rp51.518.398,11	Rp1.477.597,90	-Rp50.040.800,22	0,70	-Rp1.065.291.759,66
2019	6	Rp0,00	Rp51.518.398,11	Rp51.518.398,11	Rp1.477.597,90	-Rp50.040.800,22	0,65	-Rp1.097.716.272,55
2020	7	Rp0,00	Rp51.518.398,11	Rp51.518.398,11	Rp1.477.597,90	-Rp50.040.800,22	0,60	-Rp1.127.878.610,13
2021	8	Rp0,00	Rp51.518.398,11	Rp51.518.398,11	Rp1.477.597,90	-Rp50.040.800,22	0,56	-Rp1.155.936.598,57
2022	9	Rp0,00	Rp51.518.398,11	Rp51.518.398,11	Rp1.477.597,90	-Rp50.040.800,22	0,52	-Rp1.182.037.052,94
2023	10	Rp0,00	Rp51.518.398,11	Rp51.518.398,11	Rp1.477.597,90	-Rp50.040.800,22	0,49	-Rp1.206.316.545,37
2024	11	Rp0,00	Rp51.518.398,11	Rp51.518.398,11	Rp1.477.597,90	-Rp50.040.800,22	0,45	-Rp1.228.902.119,73
2025	12	Rp0,00	Rp51.518.398,11	Rp51.518.398,11	Rp1.477.597,90	-Rp50.040.800,22	0,42	-Rp1.249.911.956,34
2026	13	Rp0,00	Rp51.518.398,11	Rp51.518.398,11	Rp1.477.597,90	-Rp50.040.800,22	0,39	-Rp1.269.455.990,39
2027	14	Rp0,00	Rp51.518.398,11	Rp51.518.398,11	Rp1.477.597,90	-Rp50.040.800,22	0,36	-Rp1.287.636.487,19
2028	15	Rp0,00	Rp51.518.398,11	Rp51.518.398,11	Rp1.477.597,90	-Rp50.040.800,22	0,34	-Rp1.304.548.577,23
2029	16	Rp0,00	Rp51.518.398,11	Rp51.518.398,11	Rp1.477.597,90	-Rp50.040.800,22	0,31	-Rp1.320.280.754,02
2030	17	Rp0,00	Rp51.518.398,11	Rp51.518.398,11	Rp1.477.597,90	-Rp50.040.800,22	0,29	-Rp1.334.915.337,07
2031	18	Rp0,00	Rp51.518.398,11	Rp51.518.398,11	Rp1.477.597,90	-Rp50.040.800,22	0,27	-Rp1.348.528.902,70
2032	19	Rp0,00	Rp51.518.398,11	Rp51.518.398,11	Rp1.477.597,90	-Rp50.040.800,22	0,25	-Rp1.361.192.684,69
2033	20	Rp0,00	Rp51.518.398,11	Rp51.518.398,11	Rp1.477.597,90	-Rp50.040.800,22	0,24	-Rp1.372.972.947,00

Lanjutan Lampiran 9

Jl. Letjen Sutoyo

Tahun	Tahun ke-	Biaya Investasi	Biaya Operasional	Total Biaya	Manfaat (Benefit)	Net Benefit	Discount Factor 7,5%	NPV
2013	0	Rp858.833.000,00	Rp7.419.182,37	Rp866.252.182,37	Rp241.127,49	-Rp866.011.054,88	1,00	-Rp866.011.054,88
2014	1	Rp0,00	Rp52.083.336,30	Rp52.083.336,30	Rp1.446.764,92	-Rp50.636.571,38	0,93	-Rp913.114.842,22
2015	2	Rp0,00	Rp52.083.336,30	Rp52.083.336,30	Rp1.446.764,92	-Rp50.636.571,38	0,87	-Rp956.932.318,80
2016	3	Rp0,00	Rp52.083.336,30	Rp52.083.336,30	Rp1.446.764,92	-Rp50.636.571,38	0,80	-Rp997.692.762,14
2017	4	Rp0,00	Rp52.083.336,30	Rp52.083.336,30	Rp1.446.764,92	-Rp50.636.571,38	0,75	-Rp1.035.609.453,62
2018	5	Rp0,00	Rp52.083.336,30	Rp52.083.336,30	Rp1.446.764,92	-Rp50.636.571,38	0,70	-Rp1.070.880.794,53
2019	6	Rp0,00	Rp52.083.336,30	Rp52.083.336,30	Rp1.446.764,92	-Rp50.636.571,38	0,65	-Rp1.103.691.344,21
2020	7	Rp0,00	Rp52.083.336,30	Rp52.083.336,30	Rp1.446.764,92	-Rp50.636.571,38	0,60	-Rp1.134.212.785,78
2021	8	Rp0,00	Rp52.083.336,30	Rp52.083.336,30	Rp1.446.764,92	-Rp50.636.571,38	0,56	-Rp1.162.604.824,44
2022	9	Rp0,00	Rp52.083.336,30	Rp52.083.336,30	Rp1.446.764,92	-Rp50.636.571,38	0,52	-Rp1.189.016.023,20
2023	10	Rp0,00	Rp52.083.336,30	Rp52.083.336,30	Rp1.446.764,92	-Rp50.636.571,38	0,49	-Rp1.213.584.580,19
2024	11	Rp0,00	Rp52.083.336,30	Rp52.083.336,30	Rp1.446.764,92	-Rp50.636.571,38	0,45	-Rp1.236.439.051,80
2025	12	Rp0,00	Rp52.083.336,30	Rp52.083.336,30	Rp1.446.764,92	-Rp50.636.571,38	0,42	-Rp1.257.699.025,39
2026	13	Rp0,00	Rp52.083.336,30	Rp52.083.336,30	Rp1.446.764,92	-Rp50.636.571,38	0,39	-Rp1.277.475.745,02
2027	14	Rp0,00	Rp52.083.336,30	Rp52.083.336,30	Rp1.446.764,92	-Rp50.636.571,38	0,36	-Rp1.295.872.693,50
2028	15	Rp0,00	Rp52.083.336,30	Rp52.083.336,30	Rp1.446.764,92	-Rp50.636.571,38	0,34	-Rp1.312.986.133,95
2029	16	Rp0,00	Rp52.083.336,30	Rp52.083.336,30	Rp1.446.764,92	-Rp50.636.571,38	0,31	-Rp1.328.905.613,45
2030	17	Rp0,00	Rp52.083.336,30	Rp52.083.336,30	Rp1.446.764,92	-Rp50.636.571,38	0,29	-Rp1.343.714.431,58
2031	18	Rp0,00	Rp52.083.336,30	Rp52.083.336,30	Rp1.446.764,92	-Rp50.636.571,38	0,27	-Rp1.357.490.076,35
2032	19	Rp0,00	Rp52.083.336,30	Rp52.083.336,30	Rp1.446.764,92	-Rp50.636.571,38	0,25	-Rp1.370.304.629,63
2033	20	Rp0,00	Rp52.083.336,30	Rp52.083.336,30	Rp1.446.764,92	-Rp50.636.571,38	0,24	-Rp1.382.225.144,30

Lanjutan Lampiran 9

Jl. J. A. Suprpto

Tahun	Tahun ke-	Biaya Investasi	Biaya Operasional	Total Biaya	Manfaat (Benefit)	Net Benefit	Discount Factor 7,5%	NPV
2012	0	Rp834.781.000,00	Rp6.847.668,05	Rp841.628.668,05	Rp141.616,07	-Rp841.487.051,98	1,00	-Rp841.487.051,98
2013	1	Rp0,00	Rp46.590.488,71	Rp46.590.488,71	Rp1.699.392,82	-Rp44.891.095,89	0,93	-Rp883.246.210,95
2014	2	Rp0,00	Rp54.511.579,38	Rp54.511.579,38	Rp1.699.392,82	-Rp52.812.186,56	0,87	-Rp928.946.318,30
2015	3	Rp0,00	Rp54.511.579,38	Rp54.511.579,38	Rp1.699.392,82	-Rp52.812.186,56	0,80	-Rp971.458.046,07
2016	4	Rp0,00	Rp54.511.579,38	Rp54.511.579,38	Rp1.699.392,82	-Rp52.812.186,56	0,75	-Rp1.011.003.839,34
2017	5	Rp0,00	Rp54.511.579,38	Rp54.511.579,38	Rp1.699.392,82	-Rp52.812.186,56	0,70	-Rp1.047.790.623,78
2018	6	Rp0,00	Rp54.511.579,38	Rp54.511.579,38	Rp1.699.392,82	-Rp52.812.186,56	0,65	-Rp1.082.010.888,38
2019	7	Rp0,00	Rp54.511.579,38	Rp54.511.579,38	Rp1.699.392,82	-Rp52.812.186,56	0,60	-Rp1.113.843.692,65
2020	8	Rp0,00	Rp54.511.579,38	Rp54.511.579,38	Rp1.699.392,82	-Rp52.812.186,56	0,56	-Rp1.143.455.603,61
2021	9	Rp0,00	Rp54.511.579,38	Rp54.511.579,38	Rp1.699.392,82	-Rp52.812.186,56	0,52	-Rp1.171.001.567,29
2022	10	Rp0,00	Rp54.511.579,38	Rp54.511.579,38	Rp1.699.392,82	-Rp52.812.186,56	0,49	-Rp1.196.625.719,54
2023	11	Rp0,00	Rp54.511.579,38	Rp54.511.579,38	Rp1.699.392,82	-Rp52.812.186,56	0,45	-Rp1.220.462.140,25
2024	12	Rp0,00	Rp54.511.579,38	Rp54.511.579,38	Rp1.699.392,82	-Rp52.812.186,56	0,42	-Rp1.242.635.554,86
2025	13	Rp0,00	Rp54.511.579,38	Rp54.511.579,38	Rp1.699.392,82	-Rp52.812.186,56	0,39	-Rp1.263.261.987,05
2026	14	Rp0,00	Rp54.511.579,38	Rp54.511.579,38	Rp1.699.392,82	-Rp52.812.186,56	0,36	-Rp1.282.449.365,84
2027	15	Rp0,00	Rp54.511.579,38	Rp54.511.579,38	Rp1.699.392,82	-Rp52.812.186,56	0,34	-Rp1.300.298.090,29
2028	16	Rp0,00	Rp54.511.579,38	Rp54.511.579,38	Rp1.699.392,82	-Rp52.812.186,56	0,31	-Rp1.316.901.554,90
2029	17	Rp0,00	Rp54.511.579,38	Rp54.511.579,38	Rp1.699.392,82	-Rp52.812.186,56	0,29	-Rp1.332.346.638,25
2030	18	Rp0,00	Rp54.511.579,38	Rp54.511.579,38	Rp1.699.392,82	-Rp52.812.186,56	0,27	-Rp1.346.714.157,65
2031	19	Rp0,00	Rp54.511.579,38	Rp54.511.579,38	Rp1.699.392,82	-Rp52.812.186,56	0,25	-Rp1.360.079.291,98
2032	20	Rp0,00	Rp54.511.579,38	Rp54.511.579,38	Rp1.699.392,82	-Rp52.812.186,56	0,24	-Rp1.372.511.975,07

Lanjutan Lampiran 9

Jl. Basuki Rahmat

Tahun	Tahun ke-	Biaya Investasi	Biaya Operasional	Total Biaya	Manfaat (Benefit)	Net Benefit	Discount Factor 7,5%	NPV
2012	0	Rp406.395.000,00	Rp4.102.375,68	Rp410.497.375,68	Rp135.902,04	-Rp410.361.473,64	1,00	-Rp410.361.473,64
2013	1	Rp0,00	Rp27.911.938,24	Rp27.911.938,24	Rp1.630.824,46	-Rp26.281.113,78	0,93	-Rp434.809.021,34
2014	2	Rp0,00	Rp32.657.391,65	Rp32.657.391,65	Rp1.630.824,46	-Rp31.026.567,19	0,87	-Rp461.657.321,78
2015	3	Rp0,00	Rp32.657.391,65	Rp32.657.391,65	Rp1.630.824,46	-Rp31.026.567,19	0,80	-Rp486.632.484,98
2016	4	Rp0,00	Rp32.657.391,65	Rp32.657.391,65	Rp1.630.824,46	-Rp31.026.567,19	0,75	-Rp509.865.194,93
2017	5	Rp0,00	Rp32.657.391,65	Rp32.657.391,65	Rp1.630.824,46	-Rp31.026.567,19	0,70	-Rp531.477.018,14
2018	6	Rp0,00	Rp32.657.391,65	Rp32.657.391,65	Rp1.630.824,46	-Rp31.026.567,19	0,65	-Rp551.581.039,73
2019	7	Rp0,00	Rp32.657.391,65	Rp32.657.391,65	Rp1.630.824,46	-Rp31.026.567,19	0,60	-Rp570.282.455,16
2020	8	Rp0,00	Rp32.657.391,65	Rp32.657.391,65	Rp1.630.824,46	-Rp31.026.567,19	0,56	-Rp587.679.120,68
2021	9	Rp0,00	Rp32.657.391,65	Rp32.657.391,65	Rp1.630.824,46	-Rp31.026.567,19	0,52	-Rp603.862.065,35
2022	10	Rp0,00	Rp32.657.391,65	Rp32.657.391,65	Rp1.630.824,46	-Rp31.026.567,19	0,49	-Rp618.915.967,37
2023	11	Rp0,00	Rp32.657.391,65	Rp32.657.391,65	Rp1.630.824,46	-Rp31.026.567,19	0,45	-Rp632.919.597,15
2024	12	Rp0,00	Rp32.657.391,65	Rp32.657.391,65	Rp1.630.824,46	-Rp31.026.567,19	0,42	-Rp645.946.229,51
2025	13	Rp0,00	Rp32.657.391,65	Rp32.657.391,65	Rp1.630.824,46	-Rp31.026.567,19	0,39	-Rp658.064.027,05
2026	14	Rp0,00	Rp32.657.391,65	Rp32.657.391,65	Rp1.630.824,46	-Rp31.026.567,19	0,36	-Rp669.336.396,86
2027	15	Rp0,00	Rp32.657.391,65	Rp32.657.391,65	Rp1.630.824,46	-Rp31.026.567,19	0,34	-Rp679.822.322,26
2028	16	Rp0,00	Rp32.657.391,65	Rp32.657.391,65	Rp1.630.824,46	-Rp31.026.567,19	0,31	-Rp689.576.671,47
2029	17	Rp0,00	Rp32.657.391,65	Rp32.657.391,65	Rp1.630.824,46	-Rp31.026.567,19	0,29	-Rp698.650.484,69
2030	18	Rp0,00	Rp32.657.391,65	Rp32.657.391,65	Rp1.630.824,46	-Rp31.026.567,19	0,27	-Rp707.091.241,17
2031	19	Rp0,00	Rp32.657.391,65	Rp32.657.391,65	Rp1.630.824,46	-Rp31.026.567,19	0,25	-Rp714.943.107,66
2032	20	Rp0,00	Rp32.657.391,65	Rp32.657.391,65	Rp1.630.824,46	-Rp31.026.567,19	0,24	-Rp722.247.169,52

Lampiran10

Perhitungan *Internal Rate of Return (IRR)* Proyek Pembangunan RTH Median Jalan Kota Malang Tahun 2014

Jl. Ahmad Yani

Tahun	Tahun ke-	Biaya Investasi	Biaya Operasional	Total Biaya	Manfaat (Benefit)	Net Benefit	i 1 5,8%	NPV 1	i 2 8,8%	NPV 2
2013	0	Rp246.542.000,00	Rp2.201.753,55	Rp248.743.753,55	Rp68.663,60	-Rp248.675.089,95	1,00	-Rp248.675.089,95	1,00	-Rp248.675.089,95
2014	1	Rp0,00	Rp15.456.510,55	Rp15.456.510,55	Rp411.981,60	-Rp15.044.528,96	0,95	-Rp262.894.871,57	0,92	-Rp262.502.782,00
2015	2	Rp0,00	Rp15.456.510,55	Rp15.456.510,55	Rp411.981,60	-Rp15.044.528,96	0,89	-Rp276.335.118,85	0,84	-Rp275.212.057,79
2016	3	Rp0,00	Rp15.456.510,55	Rp15.456.510,55	Rp411.981,60	-Rp15.044.528,96	0,84	-Rp289.038.566,18	0,78	-Rp286.893.377,45
2017	4	Rp0,00	Rp15.456.510,55	Rp15.456.510,55	Rp411.981,60	-Rp15.044.528,96	0,80	-Rp301.045.605,25	0,71	-Rp297.629.884,48
2018	5	Rp0,00	Rp15.456.510,55	Rp15.456.510,55	Rp411.981,60	-Rp15.044.528,96	0,75	-Rp312.394.413,44	0,66	-Rp307.497.997,57
2019	6	Rp0,00	Rp15.456.510,55	Rp15.456.510,55	Rp411.981,60	-Rp15.044.528,96	0,71	-Rp323.121.075,25	0,60	-Rp316.567.954,45
2020	7	Rp0,00	Rp15.456.510,55	Rp15.456.510,55	Rp411.981,60	-Rp15.044.528,96	0,67	-Rp333.259.697,00	0,55	-Rp324.904.311,87
2021	8	Rp0,00	Rp15.456.510,55	Rp15.456.510,55	Rp411.981,60	-Rp15.044.528,96	0,64	-Rp342.842.515,28	0,51	-Rp332.566.405,10
2022	9	Rp0,00	Rp15.456.510,55	Rp15.456.510,55	Rp411.981,60	-Rp15.044.528,96	0,60	-Rp351.899.999,49	0,47	-Rp339.608.770,19
2023	10	Rp0,00	Rp15.456.510,55	Rp15.456.510,55	Rp411.981,60	-Rp15.044.528,96	0,57	-Rp360.460.948,64	0,43	-Rp346.081.532,22
2024	11	Rp0,00	Rp15.456.510,55	Rp15.456.510,55	Rp411.981,60	-Rp15.044.528,96	0,54	-Rp368.552.583,00	0,40	-Rp352.030.762,04
2025	12	Rp0,00	Rp15.456.510,55	Rp15.456.510,55	Rp411.981,60	-Rp15.044.528,96	0,51	-Rp376.200.630,59	0,36	-Rp357.498.804,14
2026	13	Rp0,00	Rp15.456.510,55	Rp15.456.510,55	Rp411.981,60	-Rp15.044.528,96	0,48	-Rp383.429.409,04	0,33	-Rp362.524.578,14
2027	14	Rp0,00	Rp15.456.510,55	Rp15.456.510,55	Rp411.981,60	-Rp15.044.528,96	0,45	-Rp390.261.902,85	0,31	-Rp367.143.855,71
2028	15	Rp0,00	Rp15.456.510,55	Rp15.456.510,55	Rp411.981,60	-Rp15.044.528,96	0,43	-Rp396.719.836,50	0,28	-Rp371.389.515,24
2029	16	Rp0,00	Rp15.456.510,55	Rp15.456.510,55	Rp411.981,60	-Rp15.044.528,96	0,41	-Rp402.823.743,55	0,26	-Rp375.291.775,83
2030	17	Rp0,00	Rp15.456.510,55	Rp15.456.510,55	Rp411.981,60	-Rp15.044.528,96	0,38	-Rp408.593.031,87	0,24	-Rp378.878.412,41
2031	18	Rp0,00	Rp15.456.510,55	Rp15.456.510,55	Rp411.981,60	-Rp15.044.528,96	0,36	-Rp414.046.045,41	0,22	-Rp382.174.953,39
2032	19	Rp0,00	Rp15.456.510,55	Rp15.456.510,55	Rp411.981,60	-Rp15.044.528,96	0,34	-Rp419.200.122,48	0,20	-Rp385.204.862,37
2033	20	Rp0,00	Rp15.456.510,55	Rp15.456.510,55	Rp411.981,60	-Rp15.044.528,96	0,32	-Rp424.071.650,90	0,19	-Rp387.989.705,18

$$IRR \text{ Ahmad Yani} = 8,8 + \left[\frac{-Rp387.989.705,18}{-Rp387.989.705,18 - Rp424.071.650,90} \times (8,8 - 5,8) \right] = -0,235 = -23,5\%$$

Lanjutan Lampiran 10

Jl. S. Parman

Tahun	Tahun ke-	Biaya Investasi	Biaya Operasional	Total Biaya	Manfaat (Benefit)	Net Benefit	i 1 5,8%	NPV 1	i 2 8,8%	NPV 2
2013	0	Rp855.740.000,00	Rp7.338.707,89	Rp863.078.707,89	Rp246.266,32	-Rp862.832.441,57	1,00	-Rp862.832.441,57	1,00	-Rp862.832.441,57
2014	1	Rp0,00	Rp51.518.398,11	Rp51.518.398,11	Rp1.477.597,90	-Rp50.040.800,22	0,95	-Rp910.129.984,31	0,92	-Rp908.825.824,13
2015	2	Rp0,00	Rp51.518.398,11	Rp51.518.398,11	Rp1.477.597,90	-Rp50.040.800,22	0,89	-Rp954.834.656,09	0,84	-Rp951.099.153,68
2016	3	Rp0,00	Rp51.518.398,11	Rp51.518.398,11	Rp1.477.597,90	-Rp50.040.800,22	0,84	-Rp997.088.599,16	0,78	-Rp989.953.316,87
2017	4	Rp0,00	Rp51.518.398,11	Rp51.518.398,11	Rp1.477.597,90	-Rp50.040.800,22	0,80	-Rp1.037.026.163,51	0,71	-Rp1.025.664.863,92
2018	5	Rp0,00	Rp51.518.398,11	Rp51.518.398,11	Rp1.477.597,90	-Rp50.040.800,22	0,75	-Rp1.074.774.333,97	0,66	-Rp1.058.487.977,02
2019	6	Rp0,00	Rp51.518.398,11	Rp51.518.398,11	Rp1.477.597,90	-Rp50.040.800,22	0,71	-Rp1.110.453.134,02	0,60	-Rp1.088.656.279,50
2020	7	Rp0,00	Rp51.518.398,11	Rp51.518.398,11	Rp1.477.597,90	-Rp50.040.800,22	0,67	-Rp1.144.176.007,42	0,55	-Rp1.116.384.498,69
2021	8	Rp0,00	Rp51.518.398,11	Rp51.518.398,11	Rp1.477.597,90	-Rp50.040.800,22	0,64	-Rp1.176.050.178,88	0,51	-Rp1.141.869.994,27
2022	9	Rp0,00	Rp51.518.398,11	Rp51.518.398,11	Rp1.477.597,90	-Rp50.040.800,22	0,60	-Rp1.206.176.995,00	0,47	-Rp1.165.294.163,00
2023	10	Rp0,00	Rp51.518.398,11	Rp51.518.398,11	Rp1.477.597,90	-Rp50.040.800,22	0,57	-Rp1.234.652.246,53	0,43	-Rp1.186.823.729,85
2024	11	Rp0,00	Rp51.518.398,11	Rp51.518.398,11	Rp1.477.597,90	-Rp50.040.800,22	0,54	-Rp1.261.566.472,93	0,40	-Rp1.206.611.934,68
2025	12	Rp0,00	Rp51.518.398,11	Rp51.518.398,11	Rp1.477.597,90	-Rp50.040.800,22	0,51	-Rp1.287.005.250,24	0,36	-Rp1.224.799.622,93
2026	13	Rp0,00	Rp51.518.398,11	Rp51.518.398,11	Rp1.477.597,90	-Rp50.040.800,22	0,48	-Rp1.311.049.463,20	0,33	-Rp1.241.516.248,17
2027	14	Rp0,00	Rp51.518.398,11	Rp51.518.398,11	Rp1.477.597,90	-Rp50.040.800,22	0,45	-Rp1.333.775.562,41	0,31	-Rp1.256.880.793,43
2028	15	Rp0,00	Rp51.518.398,11	Rp51.518.398,11	Rp1.477.597,90	-Rp50.040.800,22	0,43	-Rp1.355.255.807,41	0,28	-Rp1.271.002.618,11
2029	16	Rp0,00	Rp51.518.398,11	Rp51.518.398,11	Rp1.477.597,90	-Rp50.040.800,22	0,41	-Rp1.375.558.496,45	0,26	-Rp1.283.982.236,38
2030	17	Rp0,00	Rp51.518.398,11	Rp51.518.398,11	Rp1.477.597,90	-Rp50.040.800,22	0,38	-Rp1.394.748.183,63	0,24	-Rp1.295.912.032,59
2031	18	Rp0,00	Rp51.518.398,11	Rp51.518.398,11	Rp1.477.597,90	-Rp50.040.800,22	0,36	-Rp1.412.885.884,17	0,22	-Rp1.306.876.918,81
2032	19	Rp0,00	Rp51.518.398,11	Rp51.518.398,11	Rp1.477.597,90	-Rp50.040.800,22	0,34	-Rp1.430.029.268,43	0,20	-Rp1.316.954.939,24
2033	20	Rp0,00	Rp51.518.398,11	Rp51.518.398,11	Rp1.477.597,90	-Rp50.040.800,22	0,32	-Rp1.446.232.845,24	0,19	-Rp1.326.217.825,65

$$IRR_{S. Parman} = 8,8 + \left[\frac{-Rp1.326.217.825,65}{-Rp1.326.217.825,65 - Rp1.446.232.845,24} \times (8,8 - 5,8) \right] = -0,244 = -24,4\%$$

Lanjutan Lampiran 10

Jl. Letjen Sutoyo

Tahun	Tahun ke-	Biaya Investasi	Biaya Operasional	Total Biaya	Manfaat (Benefit)	Net Benefit	i 1 5,8%	NPV 1	i 2 8,8%	NPV 2
2013	0	Rp858.833.000,00	Rp7.419.182,37	Rp866.252.182,37	Rp241.127,49	-Rp866.011.054,88	1,00	-Rp866.011.054,88	1,00	-Rp866.011.054,88
2014	1	Rp0,00	Rp52.083.336,30	Rp52.083.336,30	Rp1.446.764,92	-Rp50.636.571,38	0,95	-Rp913.871.708,36	0,92	-Rp912.552.021,23
2015	2	Rp0,00	Rp52.083.336,30	Rp52.083.336,30	Rp1.446.764,92	-Rp50.636.571,38	0,89	-Rp959.108.620,92	0,84	-Rp955.328.644,71
2016	3	Rp0,00	Rp52.083.336,30	Rp52.083.336,30	Rp1.446.764,92	-Rp50.636.571,38	0,84	-Rp1.001.865.627,11	0,78	-Rp994.645.394,23
2017	4	Rp0,00	Rp52.083.336,30	Rp52.083.336,30	Rp1.446.764,92	-Rp50.636.571,38	0,80	-Rp1.042.278.676,44	0,71	-Rp1.030.782.112,53
2018	5	Rp0,00	Rp52.083.336,30	Rp52.083.336,30	Rp1.446.764,92	-Rp50.636.571,38	0,75	-Rp1.080.476.265,60	0,66	-Rp1.063.996.008,04
2019	6	Rp0,00	Rp52.083.336,30	Rp52.083.336,30	Rp1.446.764,92	-Rp50.636.571,38	0,71	-Rp1.116.579.847,04	0,60	-Rp1.094.523.485,53
2020	7	Rp0,00	Rp52.083.336,30	Rp52.083.336,30	Rp1.446.764,92	-Rp50.636.571,38	0,67	-Rp1.150.704.215,13	0,55	-Rp1.122.581.828,80
2021	8	Rp0,00	Rp52.083.336,30	Rp52.083.336,30	Rp1.446.764,92	-Rp50.636.571,38	0,64	-Rp1.182.957.871,17	0,51	-Rp1.148.370.747,26
2022	9	Rp0,00	Rp52.083.336,30	Rp52.083.336,30	Rp1.446.764,92	-Rp50.636.571,38	0,60	-Rp1.213.443.368,37	0,47	-Rp1.172.073.797,31
2023	10	Rp0,00	Rp52.083.336,30	Rp52.083.336,30	Rp1.446.764,92	-Rp50.636.571,38	0,57	-Rp1.242.257.637,93	0,43	-Rp1.193.859.688,90
2024	11	Rp0,00	Rp52.083.336,30	Rp52.083.336,30	Rp1.446.764,92	-Rp50.636.571,38	0,54	-Rp1.269.492.297,26	0,40	-Rp1.213.883.486,31
2025	12	Rp0,00	Rp52.083.336,30	Rp52.083.336,30	Rp1.446.764,92	-Rp50.636.571,38	0,51	-Rp1.295.233.941,23	0,36	-Rp1.232.287.711,88
2026	13	Rp0,00	Rp52.083.336,30	Rp52.083.336,30	Rp1.446.764,92	-Rp50.636.571,38	0,48	-Rp1.319.564.417,58	0,33	-Rp1.249.203.360,38
2027	14	Rp0,00	Rp52.083.336,30	Rp52.083.336,30	Rp1.446.764,92	-Rp50.636.571,38	0,45	-Rp1.342.561.087,09	0,31	-Rp1.264.750.831,43
2028	15	Rp0,00	Rp52.083.336,30	Rp52.083.336,30	Rp1.446.764,92	-Rp50.636.571,38	0,43	-Rp1.364.297.069,62	0,28	-Rp1.279.040.786,43
2029	16	Rp0,00	Rp52.083.336,30	Rp52.083.336,30	Rp1.446.764,92	-Rp50.636.571,38	0,41	-Rp1.384.841.476,55	0,26	-Rp1.292.174.936,25
2030	17	Rp0,00	Rp52.083.336,30	Rp52.083.336,30	Rp1.446.764,92	-Rp50.636.571,38	0,38	-Rp1.404.259.630,54	0,24	-Rp1.304.246.765,13
2031	18	Rp0,00	Rp52.083.336,30	Rp52.083.336,30	Rp1.446.764,92	-Rp50.636.571,38	0,36	-Rp1.422.613.273,26	0,22	-Rp1.315.342.196,09
2032	19	Rp0,00	Rp52.083.336,30	Rp52.083.336,30	Rp1.446.764,92	-Rp50.636.571,38	0,34	-Rp1.439.960.761,65	0,20	-Rp1.325.540.202,48
2033	20	Rp0,00	Rp52.083.336,30	Rp52.083.336,30	Rp1.446.764,92	-Rp50.636.571,38	0,32	-Rp1.456.357.253,51	0,19	-Rp1.334.913.370,13

$$IRR \text{ Letjen Sutoyo} = 8,8 + \left[\frac{-Rp1.334.913.370,13}{-Rp1.334.913.370,13 - Rp1.456.357.253,51} \times (8,8 - 5,8) \right] = -0,242 = -24,2\%$$

Lanjutan Lampiran 10

Jl. J. A. Suprpto

Tahun	Tahun ke-	Biaya Investasi	Biaya Operasional	Total Biaya	Manfaat (Benefit)	Net Benefit	i 1 5,8%	NPV 1	i 2 8,8%	NPV 2
2012	0	Rp834.781.000,00	Rp6.847.668,05	Rp841.628.668,05	Rp141.616,07	-Rp841.487.051,98	1,00	-Rp841.487.051,98	1,00	-Rp841.487.051,98
2013	1	Rp0,00	Rp46.590.488,71	Rp46.590.488,71	Rp1.699.392,82	-Rp44.891.095,89	0,95	-Rp883.917.199,33	0,92	-Rp882.747.250,41
2014	2	Rp0,00	Rp54.511.579,38	Rp54.511.579,38	Rp1.699.392,82	-Rp52.812.186,56	0,89	-Rp931.097.729,12	0,84	-Rp927.361.784,09
2015	3	Rp0,00	Rp54.511.579,38	Rp54.511.579,38	Rp1.699.392,82	-Rp52.812.186,56	0,84	-Rp975.691.802,66	0,78	-Rp968.367.789,31
2016	4	Rp0,00	Rp54.511.579,38	Rp54.511.579,38	Rp1.699.392,82	-Rp52.812.186,56	0,80	-Rp1.017.841.210,54	0,71	-Rp1.006.057.132,35
2017	5	Rp0,00	Rp54.511.579,38	Rp54.511.579,38	Rp1.699.392,82	-Rp52.812.186,56	0,75	-Rp1.057.679.970,34	0,66	-Rp1.040.698.072,64
2018	6	Rp0,00	Rp54.511.579,38	Rp54.511.579,38	Rp1.699.392,82	-Rp52.812.186,56	0,71	-Rp1.095.334.752,77	0,60	-Rp1.072.537.172,17
2019	7	Rp0,00	Rp54.511.579,38	Rp54.511.579,38	Rp1.699.392,82	-Rp52.812.186,56	0,67	-Rp1.130.925.284,37	0,55	-Rp1.101.801.050,41
2020	8	Rp0,00	Rp54.511.579,38	Rp54.511.579,38	Rp1.699.392,82	-Rp52.812.186,56	0,64	-Rp1.164.564.728,22	0,51	-Rp1.128.697.997,33
2021	9	Rp0,00	Rp54.511.579,38	Rp54.511.579,38	Rp1.699.392,82	-Rp52.812.186,56	0,60	-Rp1.196.360.043,77	0,47	-Rp1.153.419.455,89
2022	10	Rp0,00	Rp54.511.579,38	Rp54.511.579,38	Rp1.699.392,82	-Rp52.812.186,56	0,57	-Rp1.226.412.326,90	0,43	-Rp1.176.141.384,72
2023	11	Rp0,00	Rp54.511.579,38	Rp54.511.579,38	Rp1.699.392,82	-Rp52.812.186,56	0,54	-Rp1.254.817.131,37	0,40	-Rp1.197.025.510,48
2024	12	Rp0,00	Rp54.511.579,38	Rp54.511.579,38	Rp1.699.392,82	-Rp52.812.186,56	0,51	-Rp1.281.664.772,64	0,36	-Rp1.216.220.479,01
2025	13	Rp0,00	Rp54.511.579,38	Rp54.511.579,38	Rp1.699.392,82	-Rp52.812.186,56	0,48	-Rp1.307.040.615,06	0,33	-Rp1.233.862.913,32
2026	14	Rp0,00	Rp54.511.579,38	Rp54.511.579,38	Rp1.699.392,82	-Rp52.812.186,56	0,45	-Rp1.331.025.343,24	0,31	-Rp1.250.078.386,03
2027	15	Rp0,00	Rp54.511.579,38	Rp54.511.579,38	Rp1.699.392,82	-Rp52.812.186,56	0,43	-Rp1.353.695.218,65	0,28	-Rp1.264.982.313,15
2028	16	Rp0,00	Rp54.511.579,38	Rp54.511.579,38	Rp1.699.392,82	-Rp52.812.186,56	0,41	-Rp1.375.122.322,06	0,26	-Rp1.278.680.775,58
2029	17	Rp0,00	Rp54.511.579,38	Rp54.511.579,38	Rp1.699.392,82	-Rp52.812.186,56	0,38	-Rp1.395.374.782,74	0,24	-Rp1.291.271.274,14
2030	18	Rp0,00	Rp54.511.579,38	Rp54.511.579,38	Rp1.699.392,82	-Rp52.812.186,56	0,36	-Rp1.414.516.995,12	0,22	-Rp1.302.843.423,55
2031	19	Rp0,00	Rp54.511.579,38	Rp54.511.579,38	Rp1.699.392,82	-Rp52.812.186,56	0,34	-Rp1.432.609.823,45	0,20	-Rp1.313.479.590,29
2032	20	Rp0,00	Rp54.511.579,38	Rp54.511.579,38	Rp1.699.392,82	-Rp52.812.186,56	0,32	-Rp1.449.710.795,40	0,19	-Rp1.323.255.478,83

$$IRR J. A. Suprpto = 8,8 + \left[\frac{-Rp1.323.255.478,83}{-Rp1.323.255.478,83 - Rp1.449.710.795,40} \times (8,8 - 5,8) \right] = -0,226 = -22,6\%$$

Lanjutan Lampiran 10

Jl. Basuki Rahmat

Tahun	Tahun ke-	Biaya Investasi	Biaya Operasional	Total Biaya	Manfaat (Benefit)	Net Benefit	i 1 5,8%	NPV 1	i 2 8,8%	NPV 2
2012	0	Rp406.395.000,00	Rp4.102.375,68	Rp410.497.375,68	Rp135.902,04	-Rp410.361.473,64	1,00	-Rp410.361.473,64	1,00	-Rp410.361.473,64
2013	1	Rp0,00	Rp27.911.938,24	Rp27.911.938,24	Rp1.630.824,46	-Rp26.281.113,78	0,95	-Rp435.201.845,83	0,92	-Rp434.516.909,10
2014	2	Rp0,00	Rp32.657.391,65	Rp32.657.391,65	Rp1.630.824,46	-Rp31.026.567,19	0,89	-Rp462.919.877,85	0,84	-Rp460.727.447,18
2015	3	Rp0,00	Rp32.657.391,65	Rp32.657.391,65	Rp1.630.824,46	-Rp31.026.567,19	0,84	-Rp489.118.395,83	0,78	-Rp484.818.015,27
2016	4	Rp0,00	Rp32.657.391,65	Rp32.657.391,65	Rp1.630.824,46	-Rp31.026.567,19	0,80	-Rp513.880.700,15	0,71	-Rp506.960.081,53
2017	5	Rp0,00	Rp32.657.391,65	Rp32.657.391,65	Rp1.630.824,46	-Rp31.026.567,19	0,75	-Rp537.285.524,66	0,66	-Rp527.311.245,38
2018	6	Rp0,00	Rp32.657.391,65	Rp32.657.391,65	Rp1.630.824,46	-Rp31.026.567,19	0,71	-Rp559.407.286,95	0,60	-Rp546.016.359,20
2019	7	Rp0,00	Rp32.657.391,65	Rp32.657.391,65	Rp1.630.824,46	-Rp31.026.567,19	0,67	-Rp580.316.325,03	0,55	-Rp563.208.559,41
2020	8	Rp0,00	Rp32.657.391,65	Rp32.657.391,65	Rp1.630.824,46	-Rp31.026.567,19	0,64	-Rp600.079.120,95	0,51	-Rp579.010.214,01
2021	9	Rp0,00	Rp32.657.391,65	Rp32.657.391,65	Rp1.630.824,46	-Rp31.026.567,19	0,60	-Rp618.758.512,18	0,47	-Rp593.533.793,61
2022	10	Rp0,00	Rp32.657.391,65	Rp32.657.391,65	Rp1.630.824,46	-Rp31.026.567,19	0,57	-Rp636.413.891,41	0,43	-Rp606.882.671,91
2023	11	Rp0,00	Rp32.657.391,65	Rp32.657.391,65	Rp1.630.824,46	-Rp31.026.567,19	0,54	-Rp653.101.395,41	0,40	-Rp619.151.861,53
2024	12	Rp0,00	Rp32.657.391,65	Rp32.657.391,65	Rp1.630.824,46	-Rp31.026.567,19	0,51	-Rp668.874.083,50	0,36	-Rp630.428.690,23
2025	13	Rp0,00	Rp32.657.391,65	Rp32.657.391,65	Rp1.630.824,46	-Rp31.026.567,19	0,48	-Rp683.782.106,27	0,33	-Rp640.793.422,49
2026	14	Rp0,00	Rp32.657.391,65	Rp32.657.391,65	Rp1.630.824,46	-Rp31.026.567,19	0,45	-Rp697.872.865,03	0,31	-Rp650.319.830,81
2027	15	Rp0,00	Rp32.657.391,65	Rp32.657.391,65	Rp1.630.824,46	-Rp31.026.567,19	0,43	-Rp711.191.162,54	0,28	-Rp659.075.720,81
2028	16	Rp0,00	Rp32.657.391,65	Rp32.657.391,65	Rp1.630.824,46	-Rp31.026.567,19	0,41	-Rp723.779.345,44	0,26	-Rp667.123.413,83
2029	17	Rp0,00	Rp32.657.391,65	Rp32.657.391,65	Rp1.630.824,46	-Rp31.026.567,19	0,38	-Rp735.677.438,91	0,24	-Rp674.520.190,50
2030	18	Rp0,00	Rp32.657.391,65	Rp32.657.391,65	Rp1.630.824,46	-Rp31.026.567,19	0,36	-Rp746.923.273,96	0,22	-Rp681.318.698,47
2031	19	Rp0,00	Rp32.657.391,65	Rp32.657.391,65	Rp1.630.824,46	-Rp31.026.567,19	0,34	-Rp757.552.607,65	0,20	-Rp687.567.327,12
2032	20	Rp0,00	Rp32.657.391,65	Rp32.657.391,65	Rp1.630.824,46	-Rp31.026.567,19	0,32	-Rp767.599.236,85	0,19	-Rp693.310.551,98

$$IRR \text{ Basuki Rahmat} = 8,8 + \left[\frac{-Rp693.310.551,98}{-Rp693.310.551,98 - Rp767.599.236,85} \times (8,8 - 5,8) \right] = 0,192 = 19,2\%$$

Lampiran 11
Perhitungan *Benefit Cost Ratio* (BCR) Proyek Pembangunan RTH Median Jalan Kota Malang Tahun 2014

Jl. Ahmad Yani

Tahun	Tahun ke-	Biaya Investasi	Biaya Operasional	Total Biaya	Manfaat (<i>Benefit</i>)	<i>Net Benefit</i>	<i>Discount Factor</i> 7,5%	<i>Discounted Benefit</i>	<i>Discounted Cost</i>
2013	0	Rp855.740.000,00	Rp7.338.707,89	Rp863.078.707,89	Rp68.663,60	-Rp248.675.089,95	1,00	Rp68.663,60	Rp248.743.753,55
2014	1	Rp0,00	Rp51.518.398,11	Rp51.518.398,11	Rp411.981,60	-Rp15.044.528,96	0,93	Rp383.238,70	Rp14.378.149,35
2015	2	Rp0,00	Rp51.518.398,11	Rp51.518.398,11	Rp411.981,60	-Rp15.044.528,96	0,87	Rp356.501,11	Rp13.375.022,65
2016	3	Rp0,00	Rp51.518.398,11	Rp51.518.398,11	Rp411.981,60	-Rp15.044.528,96	0,80	Rp331.628,94	Rp12.441.881,54
2017	4	Rp0,00	Rp51.518.398,11	Rp51.518.398,11	Rp411.981,60	-Rp15.044.528,96	0,75	Rp308.492,04	Rp11.573.843,29
2018	5	Rp0,00	Rp51.518.398,11	Rp51.518.398,11	Rp411.981,60	-Rp15.044.528,96	0,70	Rp286.969,34	Rp10.766.365,85
2019	6	Rp0,00	Rp51.518.398,11	Rp51.518.398,11	Rp411.981,60	-Rp15.044.528,96	0,65	Rp266.948,22	Rp10.015.224,05
2020	7	Rp0,00	Rp51.518.398,11	Rp51.518.398,11	Rp411.981,60	-Rp15.044.528,96	0,60	Rp248.323,93	Rp9.316.487,49
2021	8	Rp0,00	Rp51.518.398,11	Rp51.518.398,11	Rp411.981,60	-Rp15.044.528,96	0,56	Rp230.999,00	Rp8.666.499,99
2022	9	Rp0,00	Rp51.518.398,11	Rp51.518.398,11	Rp411.981,60	-Rp15.044.528,96	0,52	Rp214.882,79	Rp8.061.860,45
2023	10	Rp0,00	Rp51.518.398,11	Rp51.518.398,11	Rp411.981,60	-Rp15.044.528,96	0,49	Rp199.890,97	Rp7.499.405,07
2024	11	Rp0,00	Rp51.518.398,11	Rp51.518.398,11	Rp411.981,60	-Rp15.044.528,96	0,45	Rp185.945,09	Rp6.976.190,77
2025	12	Rp0,00	Rp51.518.398,11	Rp51.518.398,11	Rp411.981,60	-Rp15.044.528,96	0,42	Rp172.972,18	Rp6.489.479,78
2026	13	Rp0,00	Rp51.518.398,11	Rp51.518.398,11	Rp411.981,60	-Rp15.044.528,96	0,39	Rp160.904,35	Rp6.036.725,38
2027	14	Rp0,00	Rp51.518.398,11	Rp51.518.398,11	Rp411.981,60	-Rp15.044.528,96	0,36	Rp149.678,46	Rp5.615.558,49
2028	15	Rp0,00	Rp51.518.398,11	Rp51.518.398,11	Rp411.981,60	-Rp15.044.528,96	0,34	Rp139.235,78	Rp5.223.775,34
2029	16	Rp0,00	Rp51.518.398,11	Rp51.518.398,11	Rp411.981,60	-Rp15.044.528,96	0,31	Rp129.521,66	Rp4.859.325,90
2030	17	Rp0,00	Rp51.518.398,11	Rp51.518.398,11	Rp411.981,60	-Rp15.044.528,96	0,29	Rp120.485,26	Rp4.520.303,16
2031	18	Rp0,00	Rp51.518.398,11	Rp51.518.398,11	Rp411.981,60	-Rp15.044.528,96	0,27	Rp112.079,31	Rp4.204.933,17
2032	19	Rp0,00	Rp51.518.398,11	Rp51.518.398,11	Rp411.981,60	-Rp15.044.528,96	0,25	Rp104.259,83	Rp3.911.565,74
2033	20	Rp0,00	Rp51.518.398,11	Rp51.518.398,11	Rp411.981,60	-Rp15.044.528,96	0,24	Rp96.985,81	Rp3.638.665,81
Jumlah								Rp4.268.606,45	Rp406.315.016,84

$$\frac{B}{C} = \frac{\text{Rp}4.268.606,45}{\text{Rp}406.315.016,84} = \mathbf{0,01}$$

Lanjutan Lampiran 11

Jl. S. Parman

Tahun	Tahun ke-	Biaya Investasi	Biaya Operasional	Total Biaya	Manfaat (<i>Benefit</i>)	<i>Net Benefit</i>	<i>Discount Factor 7,5%</i>	<i>Discounted Benefit</i>	<i>Discounted Cost</i>
2013	0	Rp855.740.000,00	Rp7.338.707,89	Rp863.078.707,89	Rp246.266,32	-Rp862.832.441,57	1,00	Rp246.266,32	Rp863.078.707,89
2014	1	Rp0,00	Rp51.518.398,11	Rp51.518.398,11	Rp1.477.597,90	-Rp50.040.800,22	0,93	Rp1.620.775,99	Rp47.924.091,27
2015	2	Rp0,00	Rp51.518.398,11	Rp51.518.398,11	Rp1.477.597,90	-Rp50.040.800,22	0,87	Rp2.899.389,64	Rp44.580.550,02
2016	3	Rp0,00	Rp51.518.398,11	Rp51.518.398,11	Rp1.477.597,90	-Rp50.040.800,22	0,80	Rp4.088.797,68	Rp41.470.279,09
2017	4	Rp0,00	Rp51.518.398,11	Rp51.518.398,11	Rp1.477.597,90	-Rp50.040.800,22	0,75	Rp5.195.223,77	Rp38.577.003,80
2018	5	Rp0,00	Rp51.518.398,11	Rp51.518.398,11	Rp1.477.597,90	-Rp50.040.800,22	0,70	Rp6.224.457,34	Rp35.885.584,93
2019	6	Rp0,00	Rp51.518.398,11	Rp51.518.398,11	Rp1.477.597,90	-Rp50.040.800,22	0,65	Rp7.181.883,91	Rp33.381.939,47
2020	7	Rp0,00	Rp51.518.398,11	Rp51.518.398,11	Rp1.477.597,90	-Rp50.040.800,22	0,60	Rp8.072.513,29	Rp31.052.966,95
2021	8	Rp0,00	Rp51.518.398,11	Rp51.518.398,11	Rp1.477.597,90	-Rp50.040.800,22	0,56	Rp8.901.005,73	Rp28.886.480,88
2022	9	Rp0,00	Rp51.518.398,11	Rp51.518.398,11	Rp1.477.597,90	-Rp50.040.800,22	0,52	Rp9.671.696,37	Rp26.871.145,01
2023	10	Rp0,00	Rp51.518.398,11	Rp51.518.398,11	Rp1.477.597,90	-Rp50.040.800,22	0,49	Rp10.388.617,90	Rp24.996.413,96
2024	11	Rp0,00	Rp51.518.398,11	Rp51.518.398,11	Rp1.477.597,90	-Rp50.040.800,22	0,45	Rp11.055.521,65	Rp23.252.478,10
2025	12	Rp0,00	Rp51.518.398,11	Rp51.518.398,11	Rp1.477.597,90	-Rp50.040.800,22	0,42	Rp11.675.897,23	Rp21.630.212,19
2026	13	Rp0,00	Rp51.518.398,11	Rp51.518.398,11	Rp1.477.597,90	-Rp50.040.800,22	0,39	Rp12.252.990,79	Rp20.121.127,62
2027	14	Rp0,00	Rp51.518.398,11	Rp51.518.398,11	Rp1.477.597,90	-Rp50.040.800,22	0,36	Rp12.789.822,01	Rp18.717.328,02
2028	15	Rp0,00	Rp51.518.398,11	Rp51.518.398,11	Rp1.477.597,90	-Rp50.040.800,22	0,34	Rp13.289.199,89	Rp17.411.467,92
2029	16	Rp0,00	Rp51.518.398,11	Rp51.518.398,11	Rp1.477.597,90	-Rp50.040.800,22	0,31	Rp13.753.737,45	Rp16.196.714,35
2030	17	Rp0,00	Rp51.518.398,11	Rp51.518.398,11	Rp1.477.597,90	-Rp50.040.800,22	0,29	Rp14.185.865,41	Rp15.066.711,02
2031	18	Rp0,00	Rp51.518.398,11	Rp51.518.398,11	Rp1.477.597,90	-Rp50.040.800,22	0,27	Rp14.587.844,91	Rp14.015.545,13
2032	19	Rp0,00	Rp51.518.398,11	Rp51.518.398,11	Rp1.477.597,90	-Rp50.040.800,22	0,25	Rp14.961.779,33	Rp13.037.716,40
2033	20	Rp0,00	Rp51.518.398,11	Rp51.518.398,11	Rp1.477.597,90	-Rp50.040.800,22	0,24	Rp15.309.625,31	Rp12.128.108,28
Jumlah								Rp198.352.911,90	Rp1.388.282.572,31

$$\frac{B}{C} = \frac{Rp198.352.911,90}{Rp1.388.282.572,31} = 0,14$$

Lanjutan Lampiran 11

Jl. Letjen Sutoyo

Tahun	Tahun ke-	Biaya Investasi	Biaya Operasional	Total Biaya	Manfaat (Benefit)	Net Benefit	Discount Factor 7,5%	Discounted Benefit	Discounted Cost
2013	0	Rp858.833.000,00	Rp7.419.182,37	Rp866.252.182,37	Rp241.127,49	-Rp866.011.054,88	1,00	Rp241.127,49	Rp866.252.182,37
2014	1	Rp0,00	Rp52.083.336,30	Rp52.083.336,30	Rp1.446.764,92	-Rp50.636.571,38	0,93	Rp1.345.827,83	Rp48.449.615,16
2015	2	Rp0,00	Rp52.083.336,30	Rp52.083.336,30	Rp1.446.764,92	-Rp50.636.571,38	0,87	Rp1.251.932,87	Rp45.069.409,45
2016	3	Rp0,00	Rp52.083.336,30	Rp52.083.336,30	Rp1.446.764,92	-Rp50.636.571,38	0,80	Rp1.164.588,71	Rp41.925.032,05
2017	4	Rp0,00	Rp52.083.336,30	Rp52.083.336,30	Rp1.446.764,92	-Rp50.636.571,38	0,75	Rp1.083.338,34	Rp39.000.029,81
2018	5	Rp0,00	Rp52.083.336,30	Rp52.083.336,30	Rp1.446.764,92	-Rp50.636.571,38	0,70	Rp1.007.756,59	Rp36.279.097,50
2019	6	Rp0,00	Rp52.083.336,30	Rp52.083.336,30	Rp1.446.764,92	-Rp50.636.571,38	0,65	Rp937.447,99	Rp33.747.997,68
2020	7	Rp0,00	Rp52.083.336,30	Rp52.083.336,30	Rp1.446.764,92	-Rp50.636.571,38	0,60	Rp872.044,64	Rp31.393.486,21
2021	8	Rp0,00	Rp52.083.336,30	Rp52.083.336,30	Rp1.446.764,92	-Rp50.636.571,38	0,56	Rp811.204,32	Rp29.203.242,99
2022	9	Rp0,00	Rp52.083.336,30	Rp52.083.336,30	Rp1.446.764,92	-Rp50.636.571,38	0,52	Rp754.608,67	Rp27.165.807,43
2023	10	Rp0,00	Rp52.083.336,30	Rp52.083.336,30	Rp1.446.764,92	-Rp50.636.571,38	0,49	Rp701.961,55	Rp25.270.518,54
2024	11	Rp0,00	Rp52.083.336,30	Rp52.083.336,30	Rp1.446.764,92	-Rp50.636.571,38	0,45	Rp652.987,49	Rp23.507.459,11
2025	12	Rp0,00	Rp52.083.336,30	Rp52.083.336,30	Rp1.446.764,92	-Rp50.636.571,38	0,42	Rp607.430,23	Rp21.867.430,82
2026	13	Rp0,00	Rp52.083.336,30	Rp52.083.336,30	Rp1.446.764,92	-Rp50.636.571,38	0,39	Rp565.051,37	Rp20.341.770,99
2027	14	Rp0,00	Rp52.083.336,30	Rp52.083.336,30	Rp1.446.764,92	-Rp50.636.571,38	0,36	Rp525.629,18	Rp18.922.577,67
2028	15	Rp0,00	Rp52.083.336,30	Rp52.083.336,30	Rp1.446.764,92	-Rp50.636.571,38	0,34	Rp488.957,38	Rp17.602.397,83
2029	16	Rp0,00	Rp52.083.336,30	Rp52.083.336,30	Rp1.446.764,92	-Rp50.636.571,38	0,31	Rp454.844,07	Rp16.374.323,56
2030	17	Rp0,00	Rp52.083.336,30	Rp52.083.336,30	Rp1.446.764,92	-Rp50.636.571,38	0,29	Rp423.110,77	Rp15.231.928,90
2031	18	Rp0,00	Rp52.083.336,30	Rp52.083.336,30	Rp1.446.764,92	-Rp50.636.571,38	0,27	Rp393.591,41	Rp14.169.236,18
2032	19	Rp0,00	Rp52.083.336,30	Rp52.083.336,30	Rp1.446.764,92	-Rp50.636.571,38	0,25	Rp366.131,55	Rp13.180.684,82
2033	20	Rp0,00	Rp52.083.336,30	Rp52.083.336,30	Rp1.446.764,92	-Rp50.636.571,38	0,24	Rp340.587,48	Rp12.261.102,16
Jumlah								Rp14.990.159,94	Rp1.397.215.304,25

$$\frac{B}{C} = \frac{Rp14.990.159,94}{Rp1.397.215.304,25} = 0,01$$

Lanjutan Lampiran 11

Jl. J. A. Suprpto

Tahun	Tahun ke-	Biaya Investasi	Biaya Operasional	Total Biaya	Manfaat (<i>Benefit</i>)	<i>Net Benefit</i>	<i>Discount Factor 7,5%</i>	<i>Discounted Benefit</i>	<i>Discounted Cost</i>
2012	0	Rp834.781.000,00	Rp6.847.668,05	Rp841.628.668,05	Rp141.616,07	-Rp841.487.051,98	1,00	Rp141.616,07	Rp841.628.668,05
2013	1	Rp0,00	Rp46.590.488,71	Rp46.590.488,71	Rp1.699.392,82	-Rp44.891.095,89	0,93	Rp1.580.830,53	Rp43.339.989,50
2014	2	Rp0,00	Rp54.511.579,38	Rp54.511.579,38	Rp1.699.392,82	-Rp52.812.186,56	0,87	Rp1.470.540,03	Rp47.170.647,38
2015	3	Rp0,00	Rp54.511.579,38	Rp54.511.579,38	Rp1.699.392,82	-Rp52.812.186,56	0,80	Rp1.367.944,22	Rp43.879.671,98
2016	4	Rp0,00	Rp54.511.579,38	Rp54.511.579,38	Rp1.699.392,82	-Rp52.812.186,56	0,75	Rp1.272.506,25	Rp40.818.299,52
2017	5	Rp0,00	Rp54.511.579,38	Rp54.511.579,38	Rp1.699.392,82	-Rp52.812.186,56	0,70	Rp1.183.726,74	Rp37.970.511,18
2018	6	Rp0,00	Rp54.511.579,38	Rp54.511.579,38	Rp1.699.392,82	-Rp52.812.186,56	0,65	Rp1.101.141,15	Rp35.321.405,75
2019	7	Rp0,00	Rp54.511.579,38	Rp54.511.579,38	Rp1.699.392,82	-Rp52.812.186,56	0,60	Rp1.024.317,35	Rp32.857.121,63
2020	8	Rp0,00	Rp54.511.579,38	Rp54.511.579,38	Rp1.699.392,82	-Rp52.812.186,56	0,56	Rp952.853,35	Rp30.564.764,31
2021	9	Rp0,00	Rp54.511.579,38	Rp54.511.579,38	Rp1.699.392,82	-Rp52.812.186,56	0,52	Rp886.375,21	Rp28.432.338,89
2022	10	Rp0,00	Rp54.511.579,38	Rp54.511.579,38	Rp1.699.392,82	-Rp52.812.186,56	0,49	Rp824.535,08	Rp26.448.687,34
2023	11	Rp0,00	Rp54.511.579,38	Rp54.511.579,38	Rp1.699.392,82	-Rp52.812.186,56	0,45	Rp767.009,38	Rp24.603.430,08
2024	12	Rp0,00	Rp54.511.579,38	Rp54.511.579,38	Rp1.699.392,82	-Rp52.812.186,56	0,42	Rp713.497,09	Rp22.886.911,70
2025	13	Rp0,00	Rp54.511.579,38	Rp54.511.579,38	Rp1.699.392,82	-Rp52.812.186,56	0,39	Rp663.718,23	Rp21.290.150,42
2026	14	Rp0,00	Rp54.511.579,38	Rp54.511.579,38	Rp1.699.392,82	-Rp52.812.186,56	0,36	Rp617.412,30	Rp19.804.791,09
2027	15	Rp0,00	Rp54.511.579,38	Rp54.511.579,38	Rp1.699.392,82	-Rp52.812.186,56	0,34	Rp574.337,03	Rp18.423.061,48
2028	16	Rp0,00	Rp54.511.579,38	Rp54.511.579,38	Rp1.699.392,82	-Rp52.812.186,56	0,31	Rp534.267,00	Rp17.137.731,61
2029	17	Rp0,00	Rp54.511.579,38	Rp54.511.579,38	Rp1.699.392,82	-Rp52.812.186,56	0,29	Rp496.992,56	Rp15.942.075,92
2030	18	Rp0,00	Rp54.511.579,38	Rp54.511.579,38	Rp1.699.392,82	-Rp52.812.186,56	0,27	Rp462.318,66	Rp14.829.838,06
2031	19	Rp0,00	Rp54.511.579,38	Rp54.511.579,38	Rp1.699.392,82	-Rp52.812.186,56	0,25	Rp430.063,87	Rp13.795.198,20
2032	20	Rp0,00	Rp54.511.579,38	Rp54.511.579,38	Rp1.699.392,82	-Rp52.812.186,56	0,24	Rp400.059,41	Rp12.832.742,51
							Jumlah	Rp17.466.061,53	Rp1.389.978.036,60

$$\frac{B}{C} = \frac{Rp17.466.061,53}{Rp1.389.978.036,60} = 0,01$$




Lanjutan Lampiran 11




Jl. Basuki Rahmat

Tahun	Tahun ke-	Biaya Investasi	Biaya Operasional	Total Biaya	Manfaat (Benefit)	Net Benefit	Discount Factor 7,5%	Discounted Benefit	Discounted Cost
2012	0	Rp406.395.000,00	Rp4.102.375,68	Rp410.497.375,68	Rp135.902,04	-Rp410.361.473,64	1,00	Rp135.902,04	Rp410.497.375,68
2013	1	Rp0,00	Rp27.911.938,24	Rp27.911.938,24	Rp1.630.824,46	-Rp26.281.113,78	0,93	Rp1.517.046,01	Rp25.964.593,71
2014	2	Rp0,00	Rp32.657.391,65	Rp32.657.391,65	Rp1.630.824,46	-Rp31.026.567,19	0,87	Rp1.411.205,59	Rp28.259.506,02
2015	3	Rp0,00	Rp32.657.391,65	Rp32.657.391,65	Rp1.630.824,46	-Rp31.026.567,19	0,80	Rp1.312.749,38	Rp26.287.912,58
2016	4	Rp0,00	Rp32.657.391,65	Rp32.657.391,65	Rp1.630.824,46	-Rp31.026.567,19	0,75	Rp1.221.162,22	Rp24.453.872,17
2017	5	Rp0,00	Rp32.657.391,65	Rp32.657.391,65	Rp1.630.824,46	-Rp31.026.567,19	0,70	Rp1.135.964,85	Rp22.747.788,06
2018	6	Rp0,00	Rp32.657.391,65	Rp32.657.391,65	Rp1.630.824,46	-Rp31.026.567,19	0,65	Rp1.056.711,49	Rp21.160.733,08
2019	7	Rp0,00	Rp32.657.391,65	Rp32.657.391,65	Rp1.630.824,46	-Rp31.026.567,19	0,60	Rp982.987,43	Rp19.684.402,87
2020	8	Rp0,00	Rp32.657.391,65	Rp32.657.391,65	Rp1.630.824,46	-Rp31.026.567,19	0,56	Rp914.406,91	Rp18.311.072,43
2021	9	Rp0,00	Rp32.657.391,65	Rp32.657.391,65	Rp1.630.824,46	-Rp31.026.567,19	0,52	Rp850.611,08	Rp17.033.555,75
2022	10	Rp0,00	Rp32.657.391,65	Rp32.657.391,65	Rp1.630.824,46	-Rp31.026.567,19	0,49	Rp791.266,12	Rp15.845.168,14
2023	11	Rp0,00	Rp32.657.391,65	Rp32.657.391,65	Rp1.630.824,46	-Rp31.026.567,19	0,45	Rp736.061,51	Rp14.739.691,29
2024	12	Rp0,00	Rp32.657.391,65	Rp32.657.391,65	Rp1.630.824,46	-Rp31.026.567,19	0,42	Rp684.708,38	Rp13.711.340,74
2025	13	Rp0,00	Rp32.657.391,65	Rp32.657.391,65	Rp1.630.824,46	-Rp31.026.567,19	0,39	Rp636.938,03	Rp12.754.735,57
2026	14	Rp0,00	Rp32.657.391,65	Rp32.657.391,65	Rp1.630.824,46	-Rp31.026.567,19	0,36	Rp592.500,49	Rp11.864.870,30
2027	15	Rp0,00	Rp32.657.391,65	Rp32.657.391,65	Rp1.630.824,46	-Rp31.026.567,19	0,34	Rp551.163,25	Rp11.037.088,65
2028	16	Rp0,00	Rp32.657.391,65	Rp32.657.391,65	Rp1.630.824,46	-Rp31.026.567,19	0,31	Rp512.710,00	Rp10.267.059,21
2029	17	Rp0,00	Rp32.657.391,65	Rp32.657.391,65	Rp1.630.824,46	-Rp31.026.567,19	0,29	Rp476.939,53	Rp9.550.752,75
2030	18	Rp0,00	Rp32.657.391,65	Rp32.657.391,65	Rp1.630.824,46	-Rp31.026.567,19	0,27	Rp443.664,68	Rp8.884.421,17
2031	19	Rp0,00	Rp32.657.391,65	Rp32.657.391,65	Rp1.630.824,46	-Rp31.026.567,19	0,25	Rp412.711,33	Rp8.264.577,83
2032	20	Rp0,00	Rp32.657.391,65	Rp32.657.391,65	Rp1.630.824,46	-Rp31.026.567,19	0,24	Rp383.917,52	Rp7.687.979,38
Jumlah								Rp16.761.327,86	Rp739.008.497,38




$$\frac{B}{C} = \frac{Rp16.761.327,86}{Rp739.008.497,38} = 0,02$$




Lampiran 12
Jenis Tanaman di RTH Median Jalan Kota Malang




No	Nama	Gambar
1.	Alamanda	
2.	Andong Merah	
3.	Ararea	

No	Nama	Gambar
4.	Azalea	
5.	Bligo	
6.	Bougenvil	

No	Nama	Gambar
7.	Bunga Lilin	
8.	Lantana Biru	
9.	Melati	

No	Nama	Gambar
10.	Melati Jepang	
11.	Pucuk Merah	
12.	Puring	

No	Nama	Gambar
13.	Rombusa	
14.	Rombusa Mini	
15.	Sambang Darah	

No	Nama	Gambar
16.	Song Of India	
17.	Tricolor Merah	
18.	Wali Songo	

Lampiran 13
Biomassa/Berat Kering dan Penyerapan CO₂ Tiap Jenis Vegetasi di RTH Median Jalan Kota Malang

