










Lampiran 4. *Visual Display* penggunaan Alat Pelindung Diri (APD) di area Kerja

No.	Jenis Pekerjaan	Area	Potensi Bahaya	Visual Display APD
1	Membuat Komposisi Busa	<i>Foaming</i>	<ol style="list-style-type: none"> 1. Tangan terkena zat kimia 2. Pernafasan menghirup udara kimia 3. Mata terkena bahan kimia 4. Kepala terbentur mesin 5. Terpelset genangan air 	 <p>The visual display for job 1 includes the following safety signs and symbols:</p> <ul style="list-style-type: none"> Wear Your Safety Shoes: A sign with an image of a boot and the text "Protect Yourself From Rough Terrain, Wet Surfaces, Sharp Objects". PERHATIAN AREA WAJIB PELINDUNG TELINGA DAN MASKER: A sign with two circular icons showing ear protection and a face mask. CAUTION Safety gloves required: A sign with a yellow triangle and a black glove icon. Goggles: A circular blue icon showing a person wearing safety goggles. Wear safety helmet: A circular blue icon showing a person wearing a safety helmet.
2	Membuat rangka sandaran	Rangka sandaran	<ol style="list-style-type: none"> 1. Tertusuk paku 2. Terkena percikan serbuk-serbuk kayu 3. Menginjak paku 4. Kejatuhan benda asing 	 <p>The visual display for job 2 includes the following safety signs and symbols:</p> <ul style="list-style-type: none"> Wear Your Safety Shoes: A sign with an image of a boot and the text "Protect Yourself From Rough Terrain, Wet Surfaces, Sharp Objects". CAUTION Safety gloves required: A sign with a yellow triangle and a black glove icon. Goggles: A circular blue icon showing a person wearing safety goggles. Wear safety helmet: A circular blue icon showing a person wearing a safety helmet.

No.	Jenis Pekerjaan	Area	Potensi Bahaya	Visual Display APD
3	Merakit kawat peer	Kawat peer	<ol style="list-style-type: none"> 1. Tertusuk kawat peer 2. Terkena kawat peer yang terlempar keluar 3. Kaki menginjak benda asing 	 
4	Merakit kasur	Tembak rangka	<ol style="list-style-type: none"> 1. Tertusuk paku penembak 2. Kaki menginjak paku-paku yang tidak dipakai 3. Terbantur meja 4. Jatuh dari ketinggian 	  
5	<i>Finishing</i> Divan	<i>Finishing</i> q	<ol style="list-style-type: none"> 1. Terpeleset 2. Tertusuk paku penembak 3. Kaki menginjak paku 	 

Contoh *Visual Display* yang sesuai dengan UU No.1 Tahun 2012 untuk mengingatkan pekerja agar selalu menggunakan Alat Pelindung Diri (APD) saat melakukan pekerjaan

LENGGAPI APD* ANDA

***ALAT PERLINDUNGAN DIRI**



APD MEMBERI JAMINAN KESELAMATAN

