



# LAMPIRAN

---


Dokumentasi Alat



Gambar 1 Keseluruhan sistem *live cell chamber*




Gambar 2 Panel kontrol




Gambar 3 Rangkaian elektrik dalam panel kontrol






Gambar 4 Mekanik syringe pump



Gambar 5 Chamber sel



Gambar 6 sensor pH, kelembaban, CO<sub>2</sub>, suhu



Gambar 7 Wadah ultrasonic atomizer




Gambar 8 Ultrasonic atomizer, kipas, dan valve gas




Gambar 9 Wadah peltier





Gambar 10 Pompa, peltier dan heatsink



Gambar 11 Power supply switching

