

### Lampiran 1. Identitas Petani Mitra di Desa Kucur Tahun 2016

NO	Nama Petani	RT/RW	Dusun	Umur (Thn)	Pendidikan	Tanggungjawab Keluarga	Pekerjaan Utama	Pekerjaan Sampingan
1	Ali Suwarno	35/06	Sumberbendo	34	SMP	3	Petani	Kuli Batu
2	Karim	14/06	Sumberbendo	42	SD	3	Petani	Petugas Hipa, Kuli
3	Munaji	36/06	Sumberbendo	67	tdk Tamat SD	5	Petani	Pesadap
4	Suadi	15/06	Sumberbendo	45	SD	4	Petani	Peternak
5	Parto	36/06	Sumberbendo	56	SD	5	Petani	Pesadap
6	Riyono	36/06	Sumberbendo	45	SD	3	Petani	Pesadap
7	Ngariadi	36/06	Sumberbendo	51	SD	3	Petani	Pesadap
8	Miselan	36/06	Sumberbendo	39	SD	3	Petani	Kuli Bangunan
9	Sudiono	15/06	Sumberbendo	57	tdk Tamat SD	3	Petani	Pesadap
10	Sianto	35/06	Sumberbendo	61	tdk Tamat SD	2	Petani	Pesadap
11	Parnadi	14/06	Sumberbendo	36	SD	3	Petani	Peternak
12	Radi	14/06	Sumberbendo	57	tdk Tamat SD	2	Petani	Peternak
13	Senan	26/11	Ketohan	75	tdk Tamat SD	1	Petani	-
14	Sanoto	26/11	Ketohan	49	SMP	3	Kasun	Petani
15	Salam	25/11	Ketohan	57	tdk Tamat SD	4	Petani	-
16	Sukri	37/07	Sumberbendo	57	tdk Tamat SD	5	Petani	Buruh Tani
17	Taseman	36/07	Sumberbendo	63	tdk Tamat SD	5	Petani	Pesadap
18	Samudi	15/36	Sumberbendo	43	SD	5	Petani	Pesadap
19	Rasemo	15/06	Sumberbendo	61	tdk Tamat SD	3	Petani	Pesadap
20	Sirsan	15/06	Sumberbendo	69	tdk Tamat SD	4	Petani	Pesadap
21	Nursan	35/06	Sumberbendo	39	SD	5	Buruh Pabrik	Pesadap
22	Sapari	15/06	Sumberbendo	56	tdk Tamat SD	4	Petani	Pesadap
23	Sampuri	15/06	Sumberbendo	52	SD	2	Petani	Pesadap
24	Budi	35/07	Sumberbendo	49	tdk Tamat SD	5	Petani	Pesadap
25	Sarwo	24/10	Godehan	72	tdk Tamat SD	2	Petani	-
26	Suraji	24/10	Godehan	40	SD	3	Petani	Peternak
27	Jani	23/10	Godehan	65	tdk Tamat SD	5	Petani	-

NO	Nama Petani	RT/RW	Duaun	Umur (Thn)	Pendidikan	Tanggungjawab Keluarga	Pekerjaan Utama	Pekerjaan Sampingan
28	Tukiman	23/11	Godehan	52	tdk Tamat SD	5	Petani	Buruh Tani
29	Suriono	11/5	Krajan	55	SD	4	Petani	Buruh Tani
30	tamari	11/5	Krajan	59	tdk Tamat SD	5	Petani	Buruh Tani

**Lampiran 2. Pemilikan Aset dan Luas Garapan Lahan “Tetelan” Petani Mitra PKPH Desa Kucur 2016**

No. Responden	Lahan Milik (ha)	Lahan Sewa (Ha)	Motor	Ternak Sapi (ekor)	Ternak Kambing (ekor)	Luas Rumah (m2)	Luas Pekarangan (m2)	Kondisi Rumah	Luas Garapan Lahan “Tetelan” (Ha)
1	0.30	0	2	0	0	150	300	Permanen	0.25
2	0.60	0	1	0	0	77	300	Permanen	0.25
3	0.75	0	2	1	0	55	730	Permanen	0.5
4	0.50	0	2	0	9	99	225	Permanen	0.5
5	0.20	0	2	0	0	300	1000	Permanen	0.25
6	0.25	0	1	0	0	48	70	Permanen	0.5
7	0.40	1	3	1	0	84	259	Permanen	0.5
8	0.75	0	2	1	0	84	270	Permanen	0.5
9	0.125	0	1	0	0	55	60	Permanen	0.25
10	0.25	0	1	0	8	54	192	Permanen	0.25
11	0	0.5	1	1	0	60.5	468	Permanen	0.25
12	0.25	0	0	0	8	60.5	468	Permanen	0.25
13	0.25	0	0	0	0	660	280,5	Semi Permanen	0.25
14	0.25	0,5	1	0	0	168	1200	Permanen	2
15	0	1	2	0	0	45	225	Permanen	0.25
16	0.25	0	2	0	0	72	90	Permanen	0.5
17	0	0	1	1	0	50	1226	Permanen	0.5
18	0.25	0	1	0	0	40	105	Semi Permanen	0.5
19	0.25	0	1	0	0	50	80	Semi Permanen	0.25
20	0.50	0	1	0	0	40	80	Semi Permanen	0.5

No. Responden	Lahan Milik (ha)	Lahan Sewa (Ha)	Motor	Ternak Sapi (ekor)	Ternak Kambing (ekor)	Luas Rumah (m2)	Luas Pekarangan (m2)	Kondisi Rumah	Luas Garapan Lahan "Tetelan" (Ha)
21	0.50	0	1	0	0	70	120	Permanen	0.5
22	0.125	0	1	0	0	50	100	Semi Permanen	0.5
23	0.25	0	0	0	0	48	100	Semi Permanen	0.5
24	0.30	0	2	0	0	72	105	Permanen	0.25
25	0.40	0	1	0	0	80	3000	Permanen	0.25
26	0.25	0	1	0	7	75	300	Permanen	0.25
27	0.75	0	1	0	0	55	80	Permanen	0.2
28	0.25	0	1	0	0	60	150	Permanen	0.25
29	0.25	0	2	0	0	72	270	Permanen	0.25
30	0.30	0	2	0	0	84	190	Permanen	0.3

**Lampiran 3. Rekap Kesesuaian Pelaksanaan berdasarkan Kelestarian Program PKPH Desa Kucur 2016**

No. Responden	Usia Pohon (Tahun)	Indikator								Semua Indikator
		Ke-1	Ke-2	Ke-3	Ke-4	Ke-5	Ke-6	Ke-7	Ke-8	
1	20	2	3	3	1	1	1	1	1	13
2	20	2	2	3	1	2	1	1	3	15
3	40	1	3	3	1	1	1	1	3	14
4	15	3	2	3	1	2	1	1	1	13
5	15	3	2	3	1	2	1	1	3	16
6	20	3	2	3	1	1	2	1	3	16
7	15	3	2	3	1	1	1	1	3	14
8	10	3	3	3	1	2	1	2	1	16
9	15	3	2	3	1	1	1	1	1	13
10	20	2	3	3	1	1	1	1	3	15
11	15	3	3	3	1	1	1	1	1	14
12	15	3	3	3	1	1	3	3	1	18

No. Respondem	Usia Pohon (Tahun)	Indikator								Semua Indikator
		Ke-1	Ke-2	Ke-3	Ke-4	Ke-5	Ke-6	Ke-7	Ke-8	
13	20	3	3	3	1	2	1	2	1	16
14	20	3	2	3	1	1	1	1	1	13
15	15	2	2	3	1	1	1	1	1	12
16	20	3	2	2	1	2	2	2	1	15
17	20	2	2	3	1	2	1	1	3	15
18	15	3	3	3	1	2	1	1	3	17
19	15	3	3	3	1	2	1	1	3	17
20	20	3	3	3	3	3	1	2	3	21
21	20	3	3	3	3	3	3	3	3	24
22	20	3	3	3	1	1	1	1	3	16
23	20	3	2	3	1	2	2	2	3	18
24	15	3	3	3	1	2	1	1	3	17
25	20	2	3	3	1	1	1	1	1	13
26	10	3	3	3	1	2	2	2	3	19
27	7	3	3	3	2	1	2	2	1	17
28	7	3	3	3	2	2	1	1	1	16
29	15	3	3	3	2	1	2	2	1	17
30	15	3	3	3	2	1	2	1	1	16
<b>Total</b>		<b>82</b>	<b>79</b>	<b>87</b>	<b>38</b>	<b>47</b>	<b>41</b>	<b>42</b>	<b>60</b>	<b>476</b>
<b>Rata-rata skor yang dicapai</b>		<b>2.7</b>	<b>2.6</b>	<b>2,9</b>	<b>1.3</b>	<b>1.6</b>	<b>1.4</b>	<b>1.4</b>	<b>2.0</b>	<b>15.9</b>
<b>Persentase (%)</b>		<b>90</b>	<b>87</b>	<b>97</b>	<b>43</b>	<b>53</b>	<b>47</b>	<b>47</b>	<b>67</b>	
<b>Kategori</b>		<b>Tinggi</b>	<b>Tinggi</b>	<b>Tinggi</b>	<b>Rendah</b>	<b>Sedang</b>	<b>Rendah</b>	<b>Rendah</b>	<b>Sedang</b>	<b>Sedang</b>

**Keterangan Indikator :**

Ke-1 : Jumlah Pohon Pinus yang hidup  
 Ke-2 : Kondisi Tanaman Pinus  
 ke-3 : Jenis Tanaman Pertanian

Ke-4 : Jarak Pohon dengan tanaan  
 Ke-5 : Intesitas Penyianagan  
 Ke-6 : Intesitas pengolahan Tanah

Ke-7 : Intensitas Pemupukan  
 Ke-8 : Kesiediaan Tanam Kopi

**Lampiran 4. Kombinasi Komoditas Petani Mitra dalam Usahatani di Lahan “Tetelan”  
Desa Kucur 2016**

No.	Nama Petani	Kombinasi Komoditas dalam Lahan “Tetelan”
1	Ali Suwarno	Cabai Keriting, Jagung, Kacang tanah, Buncis
2	Karim	Cabai Rawit, Jagung, Jahe, Kacang Tanah, Kopi
3	Munaji'	Cabai Keriting, Cabai Rawit, Jagung, Buncis, Kopi
4	Suadi	Cabai Keriting, Cabai Rawit, Jagung, Kacang Tanah, Terong, Bunga Kol
5	Parto	Cabai Keriting, Cabai Rawit, Jagung, Kacang Tanah, Buncis, Bawang Merah, Kopi
6	Riyono	Cabai Keriting, Bawang Merah, Jagung, Kacang Tanah, Kopi
7	Ngariadi	Cabai Besar, Cabai Keriting, Cabai Rawit, Jagung, Terong, Jahe, Kopi
8	Miselan	Cabai rawit, Jagung, Terong, Jahe
9	Sudiono	Cabai Keriting, cabai Rawit, Jagung, Terong
10	Sianto	Cabai Keriting, Jagung, Jahe, Bunga Kol, Kopi
11	Parnadi	Cabai Keriting, Jagung, Jahe
12	Radi	Cabai Keriting, Jagung, Jahe
13	Senan	Cabai Rawit, Jahe
14	Sanoto	Cabai Rawit, Jahe, Terong, Buncis
15	Salam	Cabai Rawit, Jagung, Terong, Jahe, Kacang Tanah
16	Sukri	Cabai Keriting, Cabai Rawit, jagung
17	Taseman	Cabai Besar, Cabai Keriting, Bawang Merah, Jagung, Bunga Kol, Kopi
18	Samudi	Cabai Besar, Cabai Keriting, Cabai rawit, Jagung, Terong, Buncis, Kopi
19	Rasemo	Cabai Keriting, Jagung, Buncis, Kopi
20	Sirsn'	Cabai Keriting, Jagung, Buncis, Kopi
21	Nursan	Kopi
22	Sapari	Cabai Keriting, Jagung, Jahe, Kacang Tanah, Buncis, Kopi
23	Sampuri	Cabai Keriting, Jagung, Jahe, Kacang Tanah, Buncis, Kopi
24	Budi	Cabai Keriting, Jagung, Kopi
25	Sarwo	Cabai Rawit, Kacang Tanah, Jahe
26	Suraji	Cabai Rawit, Jagung, Jahe, Kopi
27	Jani	Cabai rawit, Jahe
28	Tukiman	Cabai rawit, Jahe, Jagung
29	Suriono	Cabai rawit, Jahe, Jagung
30	Tamari	Cabai rawit, Jahe, Jagung

### Petani MitraLahan “Tetelan” Per Ha Desa Kucur 2015/2016

No. Responden	Total Biaya Benih (Rp)	Total Biaya Pupuk (Rp)	Total Biaya Pesticida (Rp)	Biaya Tenaga Kerja (Rp)	Biaya Polibag (Rp)	Total Biaya Variabel (Rp)
1	1,740,000	4,464,000	1,856,000	1,400,000	252,000	9,712,000
2	1,220,000	1,078,000	548,000	6,000,000	-	8,846,000
3	1,115,000	4,070,000	4,390,000	3,240,000	160,000	12,975,000
4	2,724,000	7,680,000	2,454,000	5,990,000	150,000	18,998,000
5	4,148,000	3,072,000	1,600,000	2,800,000	100,000	11,720,000
6	5,948,000	2,266,000	1,700,000	600,000	150,000	10,664,000
7	1,815,000	960,000	5,240,000	6,270,000	144,000	23,069,000
8	1,346,000	1,770,000	-	1,080,000	-	4,196,000
9	1,692,000	2,280,000	990,000	4,560,000	100,000	9,622,000
10	3,968,000	1,852,000	1,000,000	3,480,000	144,000	10,444,000
11	1,948,000	960,000	1,500,000	2,000,000	224,000	6,632,000
12	2,780,000	960,000	1,000,000	-	196,000	4,936,000
13	2,000,000	1,932,000	-	-	-	3,932,000
14	4,560,000	6160,000	-	3,720,000	-	14,440,000
15	2,870,000	8,540,000	1,835,000	4,297,500	21,000	17,563,500
16	2,100,000	3,546,000	1,410,000	4,600,000	112,000	11,768,000
17	6,560,000	6,500,000	3,555,000	2,480,000	126,000	19,221,000
18	1,936,000	6,865,000	2,730,000	3,060,000	112,000	14,703,000
19	1,064,000	3,300,000	790,000	2,800,000	140,000	8,094,000
20	520,000	5,760,000	960,000	700,000	140,000	8,080,000
21	0	830,000	-	-	-	830,000
22	2,100,000	2,844,000	3,520,000	-	84,000	8,548,000
23	2,710,000	2,525,000	1,080,000	1,200,000	112,000	7,627,000
24	1,840,000	3,616,000	2,300,000	-	144,000	7,900,000
25	1,900,000	2,210,000	1,760,000	6,740,000	-	12,610,000

No. Responden	Total Biaya Benih (Rp)	Total Biaya Pupuk (Rp)	Total Biaya Pesticida (Rp)	Total Biaya Tenaga Kerja (Rp)	Total Biaya Polibag (Rp)	Total Biaya (Rp)
26	1,620,000	1,950,000	1,260,000	1,400,000	-	6,230,000
27	2,500,000	4,037,500	-	-	-	6,537,500
28	3,096,000	4,240,000	400,000	-	-	7,736,000
29	3,072,000	3,920,000	900,000	3,960,000	-	11,852,000
30	3,433,333	4,000,000	750,000	1,600,000	-	9783,333
<b>Total</b>	<b>74,325,333</b>	<b>112,827,500</b>	<b>45,528,000</b>	<b>73,977,500</b>	<b>2,611,000</b>	<b>309,269,333</b>
<b>Rata-rata</b>	<b>2,477,511</b>	<b>3,760,917</b>	<b>1,517,600</b>	<b>2,465,917</b>	<b>87,033</b>	<b>10,322,368</b>

**Lampiran 6. Biaya Tetap Usahatani Petani Mitradi Lahan “Tetelan” Desa Kucur 2015/2016**

No. Sampel	Ajir				Total biaya per Ha (Rp)	Iuran Sadapan		Total Biaya Tetap (Rp)
	Jumlah (Batang )	Jumlah per Ha (Batang)	Harga satuan (Rp)	Umur Pakai (Tahun)		Iuran per Tahun (Rp)	Iuran per Tahun per Ha (Rp)	
1	4,500	18,000	600	3	3,600,000	50,000	200,000	3,800,000
2	1,000	4,000	400	3	533,333	50,000	200,000	733,333
3	6,000	12,000	600	3	2,400,000	-	-	2,400,000
4	8,000	16,000	600	3	3,200,000	100,000	200,000	3,400,000
5	3,000	12,000	600	3	2,400,000	-	-	2,400,000
6	5,000	10,000	400	3	1,333,333	-	-	1,333,333
7	8,000	16,000	600	3	3,200,000	-	-	3,200,000
8	1,000	2,000	400	3	266,667	100,000	200,000	466,667
9	3,500	14,000	600	3	2,800,000	-	-	2,800,000
10	4,000	16,000	600	3	3,200,000	-	-	3,200,000
11	4,500	18,000	400	3	2,400,000	50,000	200,000	2,600,000
12	4,000	16,000	600	3	3,200,000	50,000	200,000	3,400,000
13	500	2,000	600	3	400,000	50,000	200,000	600,000
14	750	3,000	600	3	600,000	50,000	200,000	800,000
15	12,000	6,000	400	3	800,000	200,000	100,000	900,000
16	3,500	600	600	3	2,800,000	50,000		

No. Sampel	14,000		Ajir		Iuran Sadapan		Total Biaya Tetap (Rp)	
	Jumlah (Batang)	Jumlah per Ha (Batang)	Harga satuan (Rp)	Umur Pakai (Tahun)	Total biaya per Ha (Rp)	Iuran per Tahun (Rp)		Iuran per Tahun per Ha (Rp)
17	8,000	16,000	600	3	3,200,000	-	-	3,200,000
18	6,000	12,000	400	3	1,600,000	-	-	1,600,000
19	3,000	12,000	400	3	1,600,000	-	-	1,600,000
20	3,750	7,500	400	3	1,000,000	-	-	1,000,000
21	-	-	-	-	-	-	-	-
22	5,000	10,000	400	3	1,333,333	-	-	1,333,333
23	4,500	9,000	600	3	1,800,000	-	-	1,800,000
24	3,000	12,000	400	3	1,600,000	-	-	1,600,000
25	1,000	4,000	400	3	533,333	50,000	200,000	733,333
26	1,500	6,000	600	3	1,200,000	50,000	200,000	1,400,000
27	1,000	5,000	600	3	1,000,000	45,000	225,000	1,225,000
28	1,500	6,000	400	3	800,000	50,000	200,000	1,000,000
29	2,000	8,000	600	3	1,600,000	50,000	200,000	1,800,000
30	1,500	5,000	600	3	1,000,000	50,000	166,667	1,166,667
Total	-	-	-	-	51,400,000		3,091,667	54,491,667
<b>Rata-rata</b>	<b>3,700</b>	<b>9,717</b>	<b>517</b>	<b>3</b>	<b>1,713,333</b>	<b>34,833</b>	<b>103,056</b>	<b>1,816,389</b>



Lampiran 7. Penerimaan Usahatani Berdasarkan Produktivitas Setiap Komoditas di Lahan “Tetelan” Desa Kucur 2015/2016

Panen Ke-	Rata-rata Penerimaan										
	Cabai Besar (Rp)	Cabai Keriting (Rp)	Cabai Rawit (Rp)	Jagung (Rp)	Terong (Rp)	Jahe (Rp)	Bunga Kol (Rp)	Kacang Tanah (Rp)	Bawang Merah (Rp)	Buncis (Rp)	Kopi (Rp)
1	1,435,537	907,607	284,465	2,255,530	333,595	9,149,396	337,857	4,067,004	8,313,190	131,730	2,592,000
2	1,768,000	2,318,111	672,845	0	475,954	0	0	0	0	305,900	6,000,000
3	2,405,388	2,870,533	1,158,619	0	715,041	0	0	0	0	536,140	
4	3,152,521	3,112,276	1,456,504	0	584,858	0	0	0	0	438,836	
5	3,969,333	2,556,167	1,396,169	0	501,792	0	0	0	0	302,383	
6	3,301,681	1,677,667	1,011,410	0	439,970	0	0	0	0	173,250	
7	2,084,370	983,002	776,961	0	394,185	0	0	0	0	18,900	
8	1,133,300	522,473	484,279	0	284,657	0	0	0	0	0	
9	198,333	199,238	282,492	0	225,147	0	0	0	0	0	
10	0	58,667	147,000	0	80,629	0	0	0	0	0	
<b>Jumlah</b>	<b>19,448,463</b>	<b>15,205,740</b>	<b>7,670,745</b>	<b>2,255,530</b>	<b>4,035,828</b>	<b>9,149,396</b>	<b>337,857</b>	<b>4,067,004</b>	<b>8,313,190</b>	<b>1,907,139</b>	<b>8,592,000</b>

Lampiran 8. Penerimaan Usahatani Petani Mitra Per Ha di Lahan “Tetelan” Desa Kucur 2015/2016

No. Responden	Komoditas (Rp)											Total Penerimaan
	Cabai Besar	Cabai Keriting	Jagung	Cabai Rawit	Terong	Jahe	Bunga Kol	Kacang Tanah	Bawang Merah	Buncis	Kopi	
1	-	18,056,000	3,000,000	-	-	-	-	5,488,000	-	2,298,000	-	28,842,000
2	-	-	2,720,000	8,976,000	-	9,240,000	-	3,780,000	-	-	-	24,716,000
3	-	19,366,000	2,000,000	4,096,000	-	-	-	-	-	2,404,000	-	27,866,000
4	-	20,784,000	2,000,000	3,776,000	5,963,000	-	750,000	4,500,000	-	-	-	37,773,000
5	-	15,128,000	2,880,000	468,000	-	-	-	3,850,000	8,000,000	2,014,000	-	32,340,000








	-	14,298,000	-	-	-	4,815,000	-	4,300,000	-	1,056,000	-	24,469,000
No. Responden	Komoditas (Rp)											Total Penerimaan
	Cabai Besar	Cabai Keriting	Jagung	Cabai Rawit	Terong	Jahe	Bunga Kol	Kacang Tanah	Bawang Merah	Buncis	Kopi	
24	-	15,588,000	-	-	-	6,400,000	-	-	-	-	-	21,988,000
25	-	-	-	8,512,000	-	10,000,000	-	2,400,000	-	-	-	20,912,000
26	-	-	1,800,000	986,000	-	9,900,000	-	-	-	-	-	12,686,000
27	-	-	-	11,365,000	-	18,750,000	-	-	-	-	-	30,115,000
28	-	-	3,000,000	9,564,000	-	12,000,000	-	-	-	-	-	24,564,000
29	-	-	2,160,000	9,380,000	-	12,800,000	-	-	-	-	-	24,340,000
30	-	-	2,266,667	9,606,000	-	16,000,000	-	-	-	-	-	27,872,667
<b>Rata-Rata</b>	<b>2,017,586</b>	<b>9,047,133</b>	<b>1,730,222</b>	<b>4,122,633</b>	<b>926,075</b>	<b>5,698,700</b>	<b>78,333</b>	<b>1,073,100</b>	<b>858,966</b>	<b>626,600</b>	<b>286,400</b>	<b>26,369,864</b>

**Lampiran 9. Pendapatan Usahatani Petani Mitra Per Ha Lahan “Tetelan” Desa Kucur  
2015/2016**

No Responden	Total Penerimaan	Biaya Variabel	Biaya Tetap	Total Biaya	Pendapatan
1	28,842,000	9,712,000	3,800,000	13,512,000	15,330,000
2	24,716,000	8,846,000	733,333	9,579,333	15,136,667
3	27,866,000	12,975,000	2,400,000	15,375,000	12,491,000
4	37,773,000	18,998,000	3,400,000	22,398,000	15,375,000
5	32,340,000	11,720,000	2,400,000	14,120,000	18,220,000
6	25,130,000	10,664,000	1,333,333	11,997,333	13,132,667
7	40,814,000	23,069,000	3,200,000	26,269,000	14,545,000
8	19,745,000	4,196,000	466,667	4,662,667	15,082,333
9	26,187,000	9,622,000	2,800,000	12,422,000	13,765,000
10	26,100,000	10,444,000	3,200,000	13,664,000	12,436,000
11	27,740,000	6,632,000	2,600,000	9,232,000	18,508,000
12	24,176,000	4,936,000	3,400,000	8,336,000	15,840,000
13	16,856,000	3,932,000	600,000	4,532,000	12,324,000
14	32,196,000	14,440,000	800,000	15,240,000	16,956,000
15	33,148,250	17,563,500	900,000	18,463,500	14,684,750
16	27,600,000	11,768,000	3,000,000	14,768,000	12,832,000
17	41,080,000	19,221,000	3,200,000	22,421,000	18,659,000
18	40,605,000	14,078,000	1,600,000	15,678,000	24,927,000
19	19,988,000	11,424,000	1,600,000	13,024,000	6,964,000
20	25,548,000	8,080,000	1,000,000	9,080,000	16,468,000
21	-	830,000	-	830,000	(830,000)
22	25,699,000	8,548,000	1,333,333	9,881,333	15,817,667
23	24,469,000	7,627,000	1,800,000	9,427,000	15,042,000
24	21,988,000	7,900,000	1,600,000	9,500,000	12,488,000
25	20,912,000	12,610,000	733,333	13,343,333	7,568,667
26	12,686,000	6,230,000	1,400,000	7,630,000	5,056,000
27	30,115,000	6,537,500	1,225,000	7,762,500	22,352,500
28	24,564,000	7,733,600	1,000,000	8,733,600	15,830,400
29	24,340,000	11,852,000	1,800,000	13,652,000	10,688,000
30	27,872,667	9,783,333	1,166,667	10,950,000	16,922,667
<b>Rata-rata</b>	<b>26,369,864</b>	<b>10,322,364</b>	<b>1,816,389</b>	<b>12,208,757</b>	<b>14,161,137</b>

Lampiran 10. Dokumentasi Hasil Observasi

<p>Pohon Pinus Tidak Rapat</p> 	<p>Pohon Pinus Kerapatan Cukup</p> 	<p>Pohon Pinus Rapat</p> 
<p>Dokumentasi Hutan PKPH berdasarkan Kerapatan Pohon Pinus</p>		

<p>Pinus Usia Tua</p> 	<p>Pinus Muda</p> 
<p>Dokumentasi Pohon Pinus yang Disadap</p>	

<p>Sisa Batang Bawah</p> 	<p>Sisa Batang yang ditinggal</p> 
<p>Dokumentasi Sisa Penjarangan Pinus</p>	

Kombinasi Bawang Merah dengan Kacang Tanah



Kombinasi Jahe dengan Bawang Merah



Kombinasi Kopi, Cabai Keriting dan Jahe



Kombinasi Cabai Besar dan Cabai Keriting



Dokumentasi Kombinasi Komoditas Pertanian yang di Tanam di Hutan PKPH