
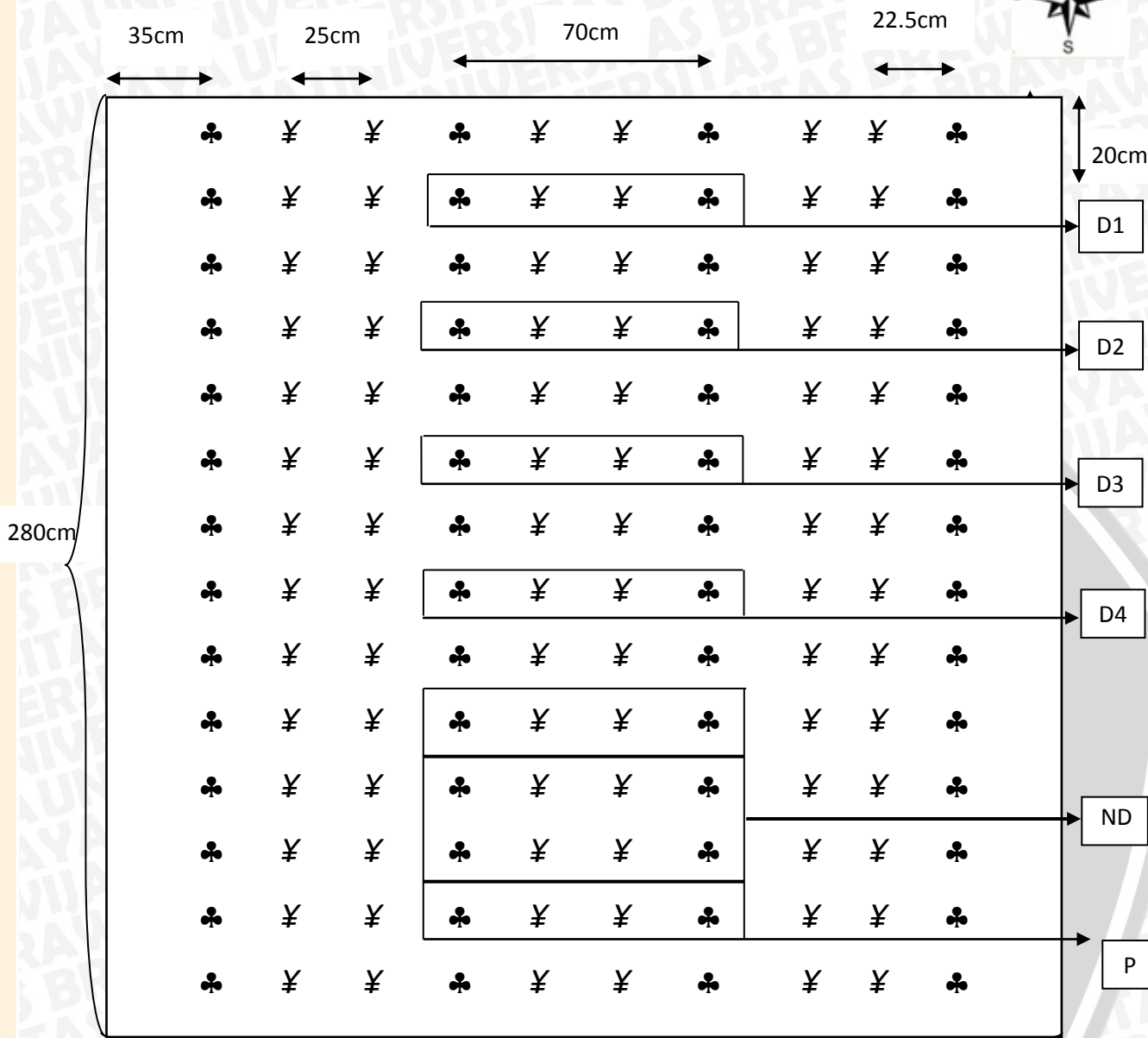


Lampiran 1. Gambar denah percobaan (Skala = 1 cm : 140 cm)



Lampiran 2. Gambar denah petak percobaan



Gambar 2. Petak Percobaan 280cm

Keterangan : ♣ = Jagung manis ♡ = Bawang prei

- D1 = Destruktif 1 (20 hst)
- D2 = Destruktif 2 (30 hst)
- D3 = Destruktif 3 (40 hst)
- D4 = Destruktif 4 (50 hst)
- ND = Non Destruktif (Tiap pengamatan 4 sampel tanaman)
- P = Panen

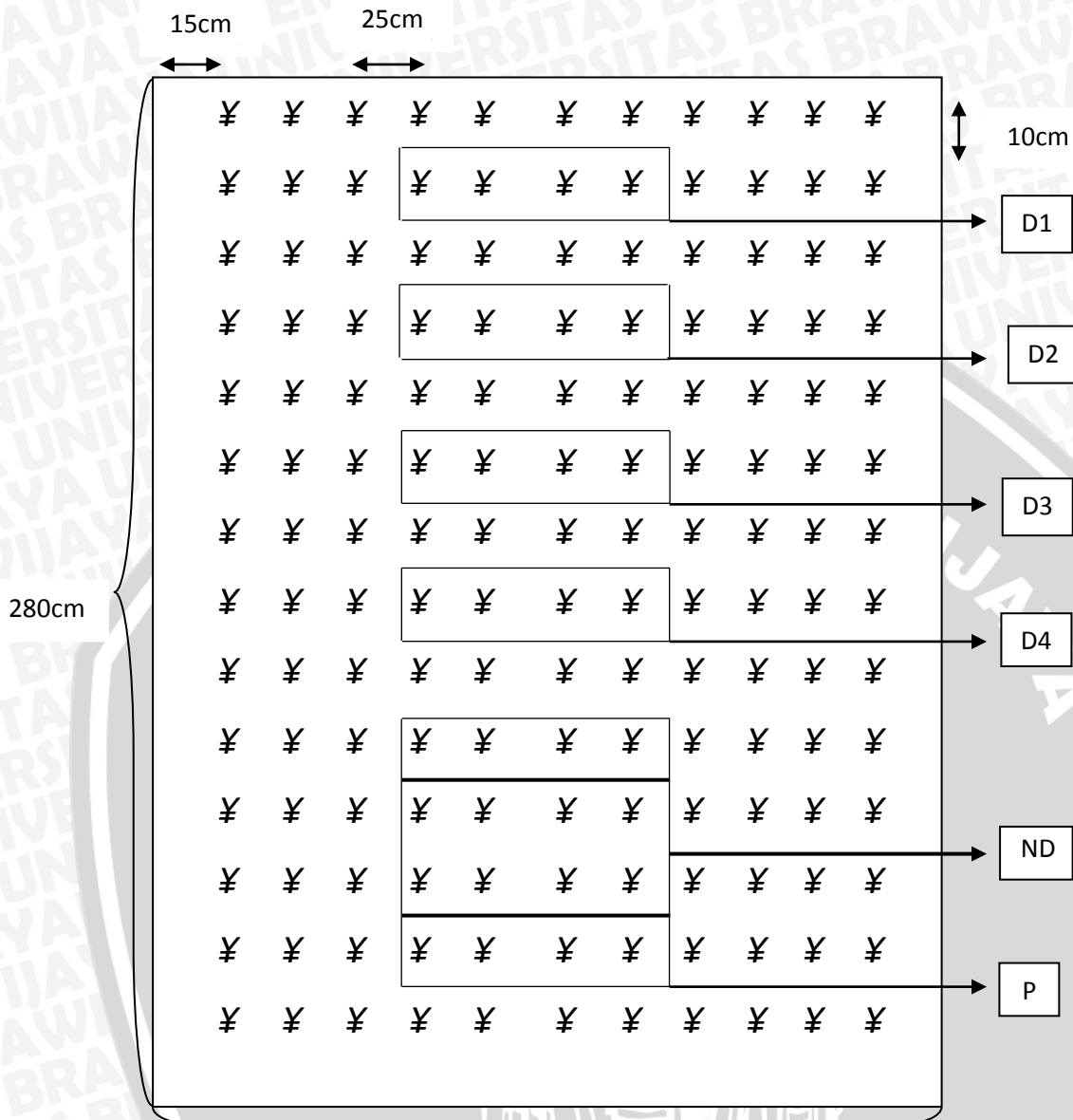
Lampiran 3. Denah Monokultur Jagung Manis



Keterangan : ♣ = Jagung manis

- D1 = Destruktif 1 (20 hst)
- D2 = Destruktif 2 (30 hst)
- D3 = Destruktif 3 (40 hst)
- D4 = Destruktif 4 (50 hst)
- ND = Non Destruktif
- P = Panen

Lampiran 4. Denah Monokultur Bawang Prei



Keterangan : ¥ = Bawang Prei

- D1 = Destruktif 1 (20 hst)
- D2 = Destruktif 2 (30 hst)
- D3 = Destruktif 3 (40 hst)
- D4 = Destruktif 4 (50 hst)
- ND = Non Destruktif
- P = Panen

